

## Terms of Reference (ToR)

### FOR SUPPLYING STEEL BASIN/COUNTER FOR HSRP, NUWAKOT

Project Title	Health System Recovery Project, Nuwakot
Type of project	Health
Location	Bidur-04, Nuwakot
Name of the company/firm	External company/firm/supplier
Deadline of Bid submission	31 <sup>st</sup> August, 2018
Anticipated completion of project	30 <sup>th</sup> September, 2018

#### 1.0 GENERAL INTRODUCTION

Good Neighbors International (GNI) Nepal has been working in Nepal since 2002 with the objective of improving lives of the poor people especially children through education, child protection, and income generating activities, health, WASH, and disaster risk reduction. GNI Nepal has been operating its activities in 20 districts.

GNI Nepal with support from the Korea International Cooperation Agency (KOICA) has been implementing Health System Recovery Project (HSRP) in two Municipalities and five Rural Municipalities of Nuwakot District since December 2015 with the major objective of improving the health status and psychosocial well-being of community members through post-disaster recovery. In total, 10 former VDCs of Nuwakot (Belkot, Charghare, Duipipal, Ghyangphedi, Likhu, Okharpauwa, Panchakanya, Ratmate, Suryamati and Thaprek) are the working areas of HSRP.

One of the major objectives of the project is to recover and making functional health facilities to strengthen the quality health services. Ten health posts district are being constructed in Nuwakot under KOICA fund. As some of health posts have been completed and handed over to HFOMC/DPHO and other are near to complete. GNI Nepal/HSRP Nuwakot has responsibility to supply required medical equipment and furniture.

## **2.0 OBJECTIVES**

There is a need to supply a steel basin/counter at Sluice room of HP building which was missed in original estimation of HP building construction. The objective of this assignment is to supply and install steel counter in Sluice Room of newly constructed HP building.

## **3.0 SCOPE OF THE WORK**

Selected firm/company/supplier is expected to deliver the following;

1. Manufacture steel basin/counter as per specified design and specification and dimensions of basin as per site conditions.
2. Physical Verification and getting approval of basin/counter from representative of GNI
3. Supply 10 steel counters/basins- One steel basin/counter to each health post with necessary fittings as detailed in the design drawing.
4. Provide maintenance and after sales services if required

The specifications and design is mentioned in 'Basic and Detailed Drawings'.

## **4.0 BIDDING DOCUMENTS**

The Scope of Work, Bidding Procedures and Contract Terms are described in TOR. The bidder is expected to examine the bidding Documents, including TOR. Failure to furnish all information required by the Bidding Documents or submission of a Bid not substantially responsive to the Bidding Documents in every aspect may result in the rejection of the Bid.

## **5. PREPARATION OF BID**

### **5.1 Language of Bid**

The bid prepared by the bidder, and all correspondence and documents relating to the Bid exchanged by the bidder and the purchaser, shall be written either in English or Nepali Language.

### **5.2 Documents Comprising the Bid**

The Bid prepared and submitted by the Bidder shall comprise the following components:

Bid Form & other Schedules (STRICTLY AS PER FORMAT) and Technical Data Sheets completed as per Technical Specification.

### **5.3 Bid Price**

5.3.1 Bidders shall quote for the entire scope of supply with a breakdown of prices for individual items. The total Bid price shall also cover all the supplier's obligations mentioned in or reasonably

to be inferred from the bidding documents in respect of design, supply, transportation to site, all in accordance with the requirement of bidding documents. The bidder shall complete the appropriate price schedules included herein, stating the unit price for each item & total price.

5.3.2 The prices offered shall be inclusive of all costs as well as duties, Taxes and during execution of the supply work, break up of price constituents, should be there.

5.4.5 Prices quoted by the bidder shall be "Firm" and not subject to any price adjustment during the performance of the contract. A bid submitted with an adjustable price quotation will be treated as non-responsive and rejected.

#### **5.4 Bid Currencies**

Prices shall be quoted in only Nepalese Rupees both in numbers and in words.

#### **5.5 Period of Validity of Bid**

5.5.1 Bids shall remain valid for 365 days from the date of opening of the bid.

5.6.2 The purchaser may solicit the bidder's consent to an extension of the period of bid validity. The request and the responses thereto shall be made in writing by Fax/e-mail.

#### **5.7 Format and Signing of Bid**

5.7.1 The original copy of the bid shall be typed or written in indelible ink and shall be signed by the bidder or a person or persons duly authorized to sign on behalf of the bidder. Such authorization shall be indicated by written power-of-Attorney accompanying the bid.

5.7.2 The bid shall contain no interlineations, erasures or overwriting except as necessary to correct errors made by the bidder, in which case such corrections shall be initialed by the person or persons signing the bid.

### **6.0 SUBMISSION OF BIDS**

#### **6.1 Sealing and Marking of Bid**

6.1.1 Bid submission: Original Copy (hard copies) of all the Bid Documents shall be sealed and submitted to the Purchaser before the closing time for submission of the bid.

All the envelopes should bear the Name and Address of the Bidder and marking for the Original Copy. The envelopes should be super scribed with "*Bid for supplying Steel counter/basin for HSRP, Nuwakot*".

6.1.2 The Bidder has the option of sending the bids in person. Bids submitted by Telex/Telegram/Fax will not be accepted.

Each Bidder shall submit only one Bid either by itself, or as a partner in a Joint Venture. A Bidder who submits or participates in more than one Bid will cause all those Bids to be rejected.

## **6.2 Late Bids**

Any Bid received by GNI-Nepal/ HSRP Nuwakot after the deadline for submission of Bids will be declared "Late" or "Rejected" and will not be included in further selection process.

## **7.0 EVALUATION OF BID**

### **7.1 Process to be Confidential**

Information relating to the examination, clarification, evaluation and comparison of Bids and recommendations for the award of a contract shall not be disclosed to Bidders or any other persons not officially concerned with such process. Any effort by a Bidder to influence the Purchaser's processing of Bids or award decisions may result in the rejection of the Bidder's Bid.

### **7.2 Clarification of Bids**

To assist in the examination, evaluation and comparison of Bids, the Purchaser may, at its discretion, ask the Bidder for a clarification of its Bid. All responses to requests for clarification shall be in writing and no change in the price or substance of the Bid shall be sought, offered or permitted.

## **8.0 PRELIMINARY EXAMINATION OF BIDS / RESPONSIVENESS**

8.1 Purchaser will examine the Bids to determine whether they are complete, whether any computational errors have been made, whether required sureties have been furnished, whether the documents have been properly signed, and whether the Bids are generally in order.

8.2 Arithmetical errors will be rectified on the following basis. If there is a discrepancy between the unit price and the total price per item that is obtained by multiplying the unit price and quantity, the unit price shall prevail and the total price per item will be corrected. If there is a discrepancy between the Total Amount and the sum of the total price per item, the sum of the total price per item shall prevail and the Total Amount will be corrected.

8.3 Prior to the detailed evaluation, Purchaser will determine the substantial responsiveness of each Bid to the Bidding documents including production capability and acceptable quality of the Goods offered. A substantially responsive Bid is one, which conforms to all the terms and conditions of the Bidding Documents without material deviation.

8.4 A Bid determined as not substantially responsive will be rejected by the Purchaser.

## **9.0 EVALUATION AND COMPARISON OF BIDS**

The evaluation of Bids shall be done based on the delivered cost competitiveness basis and bidder's experiences in similar supplies.

## **10.0 PROCESS TO AWARD THE CONTRACT**

### **10.1 CONTACTING THE PURCHASER**

10.1.1 From the time of Bid opening to the time of contract award, if any Bidder wishes to contact the Purchaser on any matter related to the Bid, it should do so in writing.

10.1.2 Any effort by a Bidder to influence the Purchaser and / or in the Purchaser's decisions in respect of Bid evaluation, Bid comparison or Contract Award, will result in the rejection of the Bidder's Bid.

## **11.0 THE PURCHASER'S RIGHT TO ACCEPT ANY BID AND TO REJECT ANY OR ALL BIDS**

The Purchaser reserves the right to accept or reject any Bid at any time prior to award of Contract, without thereby incurring any liability to the affected Bidder or Bidders or any obligation to inform the affected Bidder or Bidders of the grounds for the Purchaser's action.

## **12.0 THE PURCHASER'S RIGHT TO VARY QUANTITIES**

The Purchaser reserves the right to vary the quantity i.e. increase or decrease the numbers/ quantities without any change in terms and conditions during the execution of the Order.

## **13.0 LETTER OF INTENT/ NOTIFICATION OF AWARD**

The letter of intent / Notification of award shall be issued to the successful Bidder whose bids have been considered responsive, techno-commercially acceptable and evaluated to be the lowest. The successful Bidder shall be required to furnish a letter of acceptance within 5 days of issue of the letter of intent /Notification of Award by Purchaser.

## **14.0 DURATION**

The successful bidder should start working in the scope of works immediately after signing the agreement. The supplier should supply and install steel counter/ basin within 15 days of purchase order.

## **15.0 BUDGET AND MODE OF PAYMENT**

The successful supplier shall submit budget sheet with detailed breakdown including applicable taxes at the time of proposal submission.

- a. The payment shall be made to the bank account of the company/firm
- b. The payment shall be made through Account Payee cheque.

HSRP project Office shall release 25% of the agreed amount as an advance upon signing the agreement. Upon delivery of all ordered materials in proper condition and quality and upon receipt of bills/invoices, the project office shall release the remaining amount.

## **16.0 GENERAL QUALIFICATION OF THE FIRM**

All public, private and non-governmental organization/ firms/company registered under the authorized agency of the government of Nepal having the proven experience in the related field are eligible to submit the Bid.

The company/firm with expertise as outlined below

- a) Proven knowledge and experience of the work in relevant areas
- b) Ability to maintaining transparency and accountability
- c) Company/firm/supplier should have PAN, Company registration, VAT registration and Tax clearance certificates etc.

## **17.0 RESPONSIBILITIES OF THE COMPANY/FIRM**

The company/firm will be responsible to accomplish the task outlined in this ToR and ensure the delivery of outputs stated above within the agreed budget and timeline.

## **18.0 RESPONSIBILITIES OF GNI Nepal/ HSRP PROJECT OFFICE Nuwakot**

Remaining within the policies and practices of organizations involved in process, its primary responsibility is to help company/firm to achieve the objective of this TOR.

## **19.0 DOCUMENTS TO BE SUBMITTED BY THE BIDDER**

- a. A copy of company/firm registration
- b. A copy of Tax clearance certificate(latest)
- c. VAT and PAN registration
- d. Audit Report (latest)
- e. Organization's profile
- f. Statements and documents, if any, acknowledging the individual and/or company's capability for carrying out the similar kind of services
- g. Testimonials/ References
- h. Any other relevant documents

## **20.0 MANAGEMENT OF THE WORK**

The selected company/firm shall manage the assignment and be accountable for the timely delivery of the expected quality service. The selected company/firm shall perform task in coordination with HSRP, Nuwakot.

## **21.0 TERMINATION OF THE CONTRACT**

The agreement, if the company/firm commits a breach in the performance or observance of any of its obligations under this ToR. The company/firm shall be notified in written form seven days prior to the termination of the agreement.

## **22.0 CONFIDENTIALITY**

During the performance of the assignment or any time after expiry or termination of the agreement, the company/firm shall not disclose to any person or otherwise make use of any confidential information which the company/firm has obtained or may obtain in the course of the project to the consortium, the respondents or otherwise.

## **23.0 HOW TO SUBMIT THE PROPOSAL/BID**

The proposal/bid should reach the address below via courier or hand delivery by the 31 August, 2018, 17 hrs (Local Time). Please, enclose the proposal in an envelope, **do seal** and mark it with "ITB for Supplying Steel Counter/Basin for HSRP, Nuwakot" and send to:

### **Health System Recovery Project**

Good Neighbors International Nepal

Bidur- 4, Nuwakot

Or

### **Good Neighbors International Nepal**

Ekantakuna-13, Lalitpur

GPO Box 8975, EPC 1605

Kathmandu, Nepal

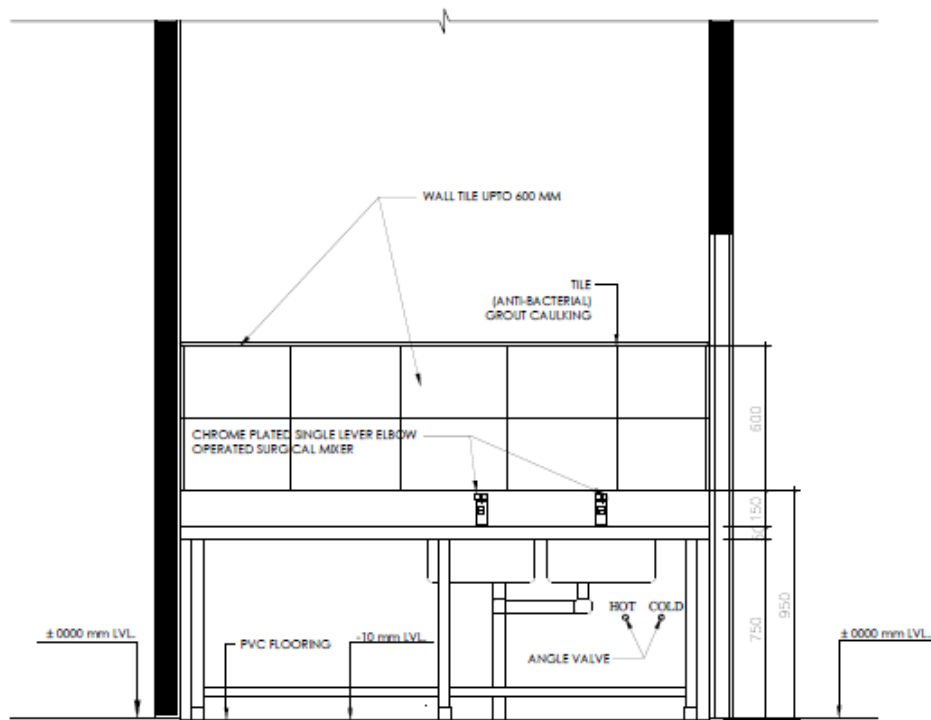
**Annex 1:**  
**List of Health Posts**

S.N.	Name of Health Post	Rural/Municipality	VDC (former)	Estimated travel time (vehicle)-from Bidur	Road condition
1	Charghare HP	Bidur Municipality-12	Charghare	1 hour	Off road
2	Ratmate HP	Belkotgadhi Municipality-7	Ratmate	1 hour	Black topped
3	Panchakanya 1	Panchakanya R. Municipality-3	Panchakanya	3 hours	Off road
4	Belkot HP	Belkotgadhi Municipality-11	Belkot	1.5 hour	Black topped
5	Sisdol HP	Kakani R. Municipality-1	Okharpauwa	3 hours	Black topped
6	Sallemaidan HP	Shivapuri R. Municipality-3	Likhu	3 hours	Off road
7	Panchakanya HP	Panchakanya R. Municipality-3	Panchakanya	3 hours	Off road
8	Thaprek HP	Panchakanya R. Municipality-4	Thaprek	3 hours	Off road
9	Ghyangfedi HP	Dupcheshwor R. Municipality-1	Ghyangfedi	4 hours	Off road
10	Suryamati HP	Likhu Rural Municipality-3	Suryamati	1 hour	Semi-off road

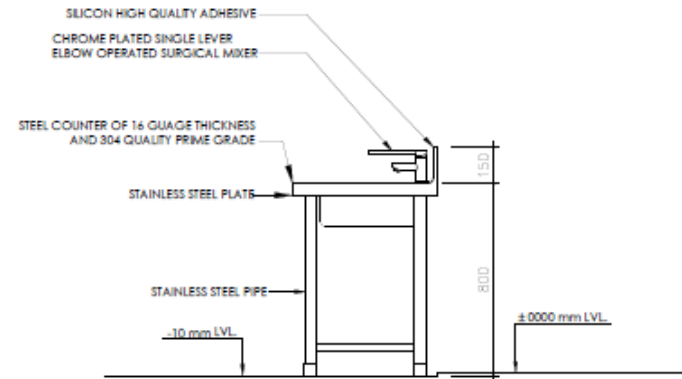


## Annex 2

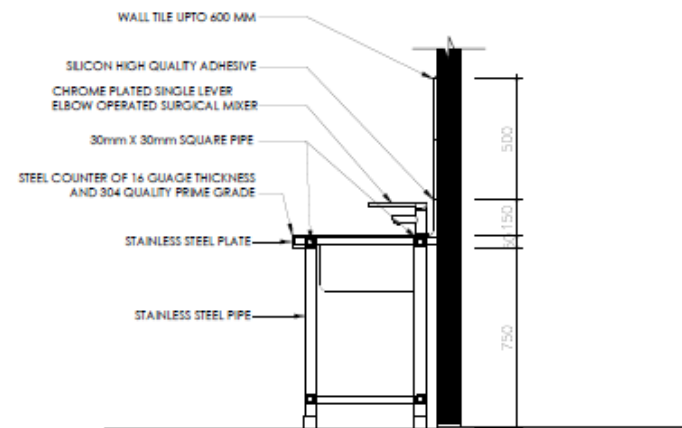
### Architectural Design of Steel Basin



FRONT ELEVATION  
STEEL COUNTER OF SLUICE  
SCALE: 1/20(A3)



SIDE ELEVATION OF STEEL COUNTER  
SCALE: 1/20(A3)



SECTION OF STEEL COUNTER  
SCALE: 1/20(A3)

## Health System Recovery Project, Nuwakot

### Bidding form

Name of firm: \_\_\_\_\_

SN	Particulars	Required quantity	Size (LxBxH)	Specifications	Rate (Inclusive of taxes)		Remarks
					In figure	In words	
1	Steel Basin/Counter	10	2200 x 600 x 800 + 150  (It may vary depending upon site locations. (0-5)% from designed dimensions)	As per detailed design drawing In Post Disaster Reconstruction of Health Post Buildings Nuwakot, Nepal Basic and Detailed Drawings			
2	Delivery cost	10 health posts					

# Post Disaster Reconstruction of Health Post Buildings Nuwakot, Nepal

## Basic and Detailed Drawings

26 October 2017



■ Finishing Materials Table

Room NO.	Room Name	Floor				Baseboard				Wall				Ceiling					Remarks
		Based on	Finish	Detail No.	Remark	Based on	Finish	Detail No.	Remark	Based on	Finish	Detail. No.	Remark	Based on	Finish	Detail. No.	Ceiling Height	Remark	
101	REGISTRATION/ RECEPTION	Cement mortar	Floor Tile			—	Tile		—	Glass wool	Tile		H=1,365	'ST'L - 20*20*1.6	Gypsum boards		2,300		
102	STORE	Cement mortar	PCC Punning			—	—		—	Glass wool	Paint			'ST'L - 20*20*1.6	Gypsum boards		2,300		
103	AUTO— CLAVE	Cement mortar	PVC Flooring (Welded Joint)			—	Coved corner		—	Glass wool	Tile		H=1,550	'ST'L - 20*20*1.6	Gypsum boards		2,300		
104	CLINIC/ADMIN	Cement mortar	PVC Flooring (Welded Joint)			—	Coved corner		—	Glass wool	Paint			'ST'L - 20*20*1.6	Gypsum boards		2,300		
105	ANTE—/POST- NATAL BEDS	Cement mortar	PVC Flooring (Welded Joint)			—	Coved corner		—	Glass wool	Paint			'ST'L - 20*20*1.6	Gypsum boards		2,300		
105-1	TOILET-2	Penetration equation liquid water/ gradient mortar	Floor Tile			—	Tile		—	Glass wool	Tile		H=1,500	'ST'L - 20*20*1.6	Gypsum boards		2,300		
106	DELIVERY ROOM	Cement mortar	PVC Flooring (Welded Joint)			—	Tile Anti Bacterial Tile Grout (Epoxy Based)		—	Glass wool	(T) Antibacterial Paint (B) Antibacterial Tile		H=1,550	'ST'L - 20*20*1.6	PVC Ceiling		2,300		
107	SLUICE	Cement mortar	PVC Flooring (Welded Joint)			—	Tile Anti Bacterial Tile Grout (Epoxy Based)		—	Glass wool	(T) Antibacterial Paint (B) Antibacterial Tile		H=1,550	'ST'L - 20*20*1.6	Gypsum boards		2,300		
108	TOILET-1	Penetration equation liquid water/ gradient mortar	Floor Tile			—	Tile		—	Glass wool	Tile		H=1,500	'ST'L - 20*20*1.6	Gypsum boards		2,300		
201	STAFF RESIDENCE-1	Cement mortar	PVC Flooring (Welded Joint)			—	—		—	Glass wool	Paint			'ST'L - 20*20*1.6	Gypsum boards		2,300		
201-1	TOILET-3	Penetration equation liquid water/ gradient mortar	Floor Tile			—	Tile		—	Glass wool	Tile		H=2,000	'ST'L - 20*20*1.6	Gypsum boards		2,300		
202	STAFF RESIDENCE-2	Cement mortar	PVC Flooring (Welded Joint)			—	—		—	Glass wool	Paint			'ST'L - 20*20*1.6	Gypsum boards		2,300		
202-2	TOILET-4	Penetration equation liquid water/ gradient mortar	Floor tile	—		—	Tile	—	—	Glass wool	Tile		H=2,000	'ST'L - 20*20*1.6	Gypsum Board		2,300		
	Passage and Ramp	White Cement Mortar	Terazzo																

NOTE Please refer to the "Standard Guidelines for Post-Disaster Reconstruction of Health Buildings"

Nuwakot Health Post Project

NOTE

△  
△  
△  
△  
△  
△  
△  
△  
NO

DATE DESCRIPTION

APPR.

APPROVED BY

DESIGNED BY

SCALE

NONE

SHEET NO.

001

CHECKED BY

DRAW BY

DATE

2017.10

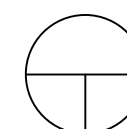
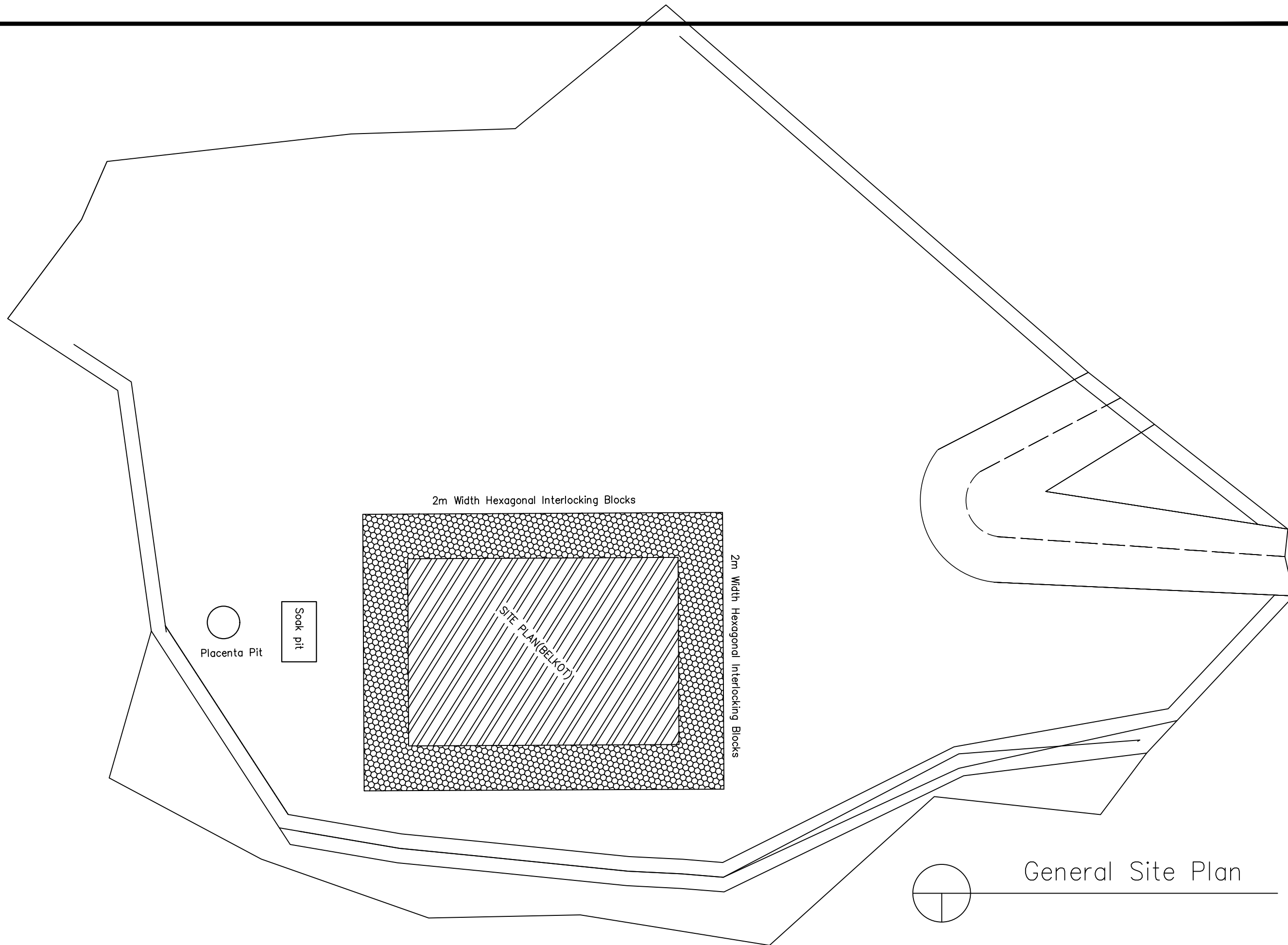
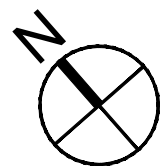
DRAWING NO.

A-001

DRAWING TITLE



Finishing Materials Table

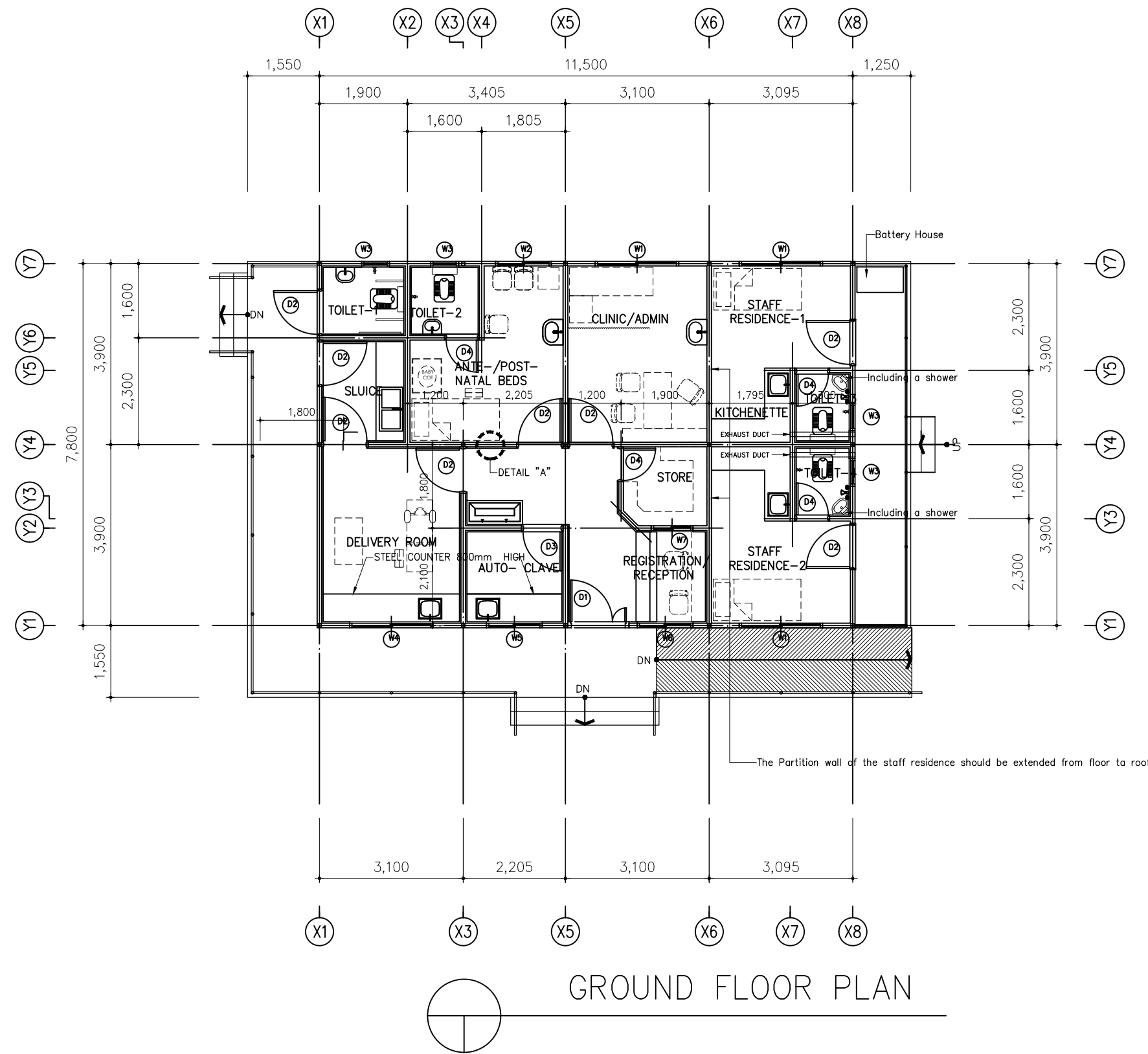


General Site Plan

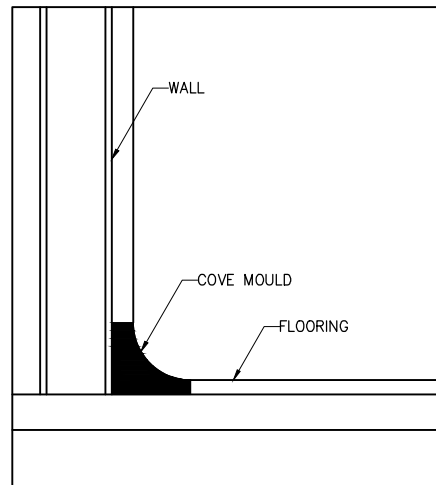
Health Post Center Nuwakot

NOTE


APPROVED BY	CHECKED BY	DRAWING TITLE General Site Plan
DESIGNED BY	DRAW BY	
SCALE	DATE	
Not to Scale	2017.10	
SHEET NO.	DRAWING NO.	
002	A-002	
NO DATE	DESCRIPTION	APPR.



"A" COVERED CORNER DETAIL



OPENNING SCHEDULE

SN	DETAILS	No.	L (m)	B (m)
1	DOOR (D1)	1	1.32	2.175
2	DOOR (D2)	8	1.0	2.10
3	DOOR (D3)	1	0.9	2.10
4	DOOR (D4)	4	0.75	2.00

\* D1, D2,D3,D4 : IRON / STAINLESS (FIRE RESISTING & ANTI CORROSIVE PAINT) DOOR

OPENNING SCHEDULE

SN	DETAILS	No.	L (m)	B (m)
5	WINDOW (W1)	3	1.8	0.9
6	WINDOW (W2)	1	1.2	0.9
7	WINDOW (W3)	4	0.45	0.6
8	WINDOW (W4)	1	1.8	0.6
9	WINDOW (W5)	1	1.2	0.6
10	WINDOW (W6)	1	1.2	1.2
11	WINDOW (W7)	1	0.9	0.9

\* W3 : GRILL

\* WINDOW: ALUMINIUM WINDOW

Nuwakot Health Post Project

NOTE

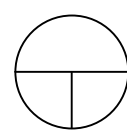
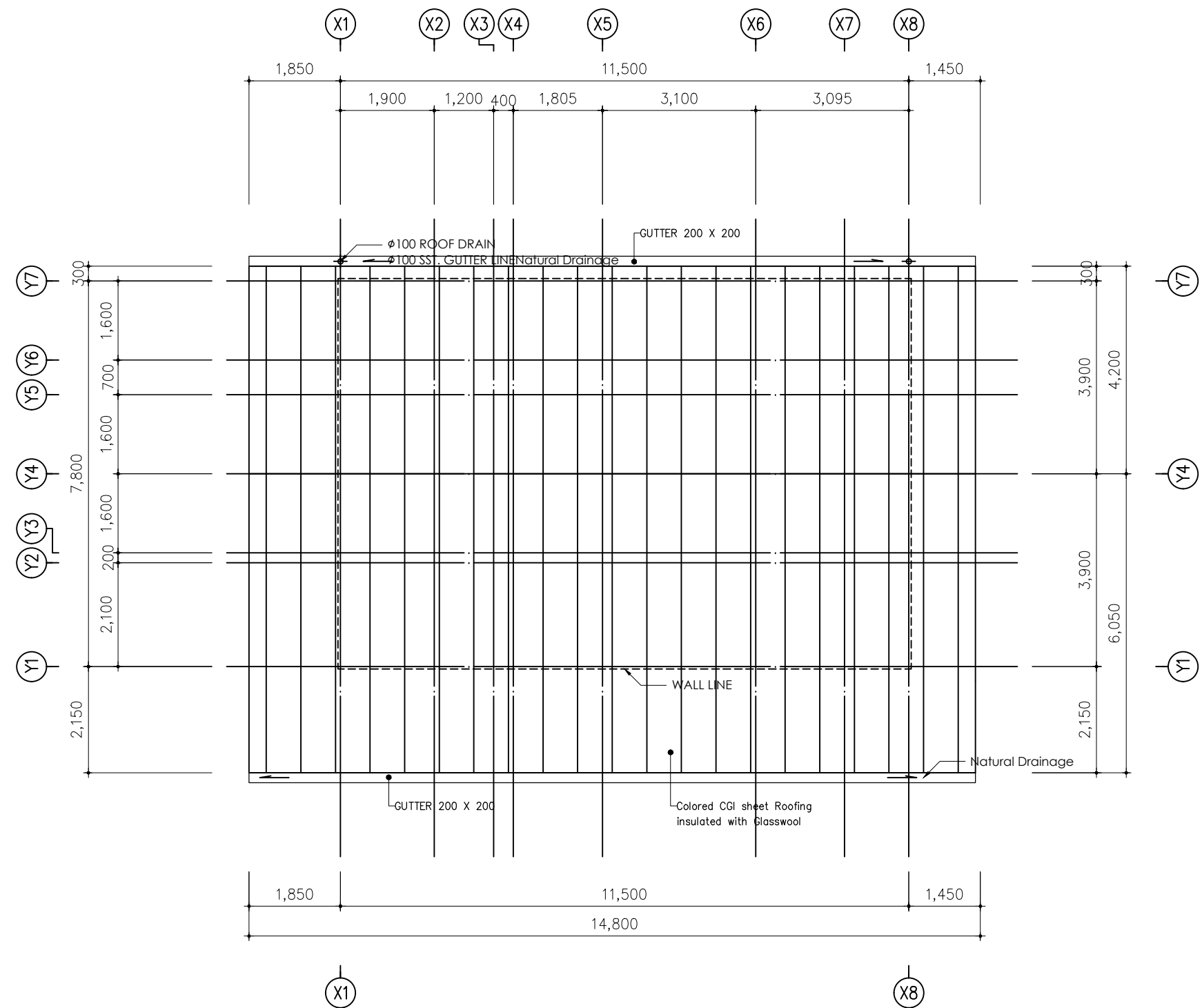
- Please see the UNDP drawing for final level
- Make sure to obtain the approval of supervisor at the site before arranging the building.
- Walls between health functional room and staff residence room will be a firewall.
- Wall adjacent to kitchenette counter of the staff residence will be a firewall, drawing and obtain the approval from the supervisor before starting work.
- FL±0 above the ground floor is +500 from the ground level.
- Chaghare Plan is applied to the mirror image of the standard drawing Standard guidelines.
- In case of changing finish level above the ground, make sure to obtain the supervisor's approval
- : TOILET & SLUICE are level down(10mm)

NO	DATE	DESCRIPTION	APPR.

APPROVED BY	CHECKED BY
DESIGNED BY	DRAW BY
SCALE	DATE
1/100	2017.10
SHEET NO.	DRAWING NO.
003	A-003



DRAWING TITLE  
GROUND FLOOR PLAN,  
DOOR AND WINDOW PLAN



ROOF PLAN

Nuwakot Health Post Project

NOTE

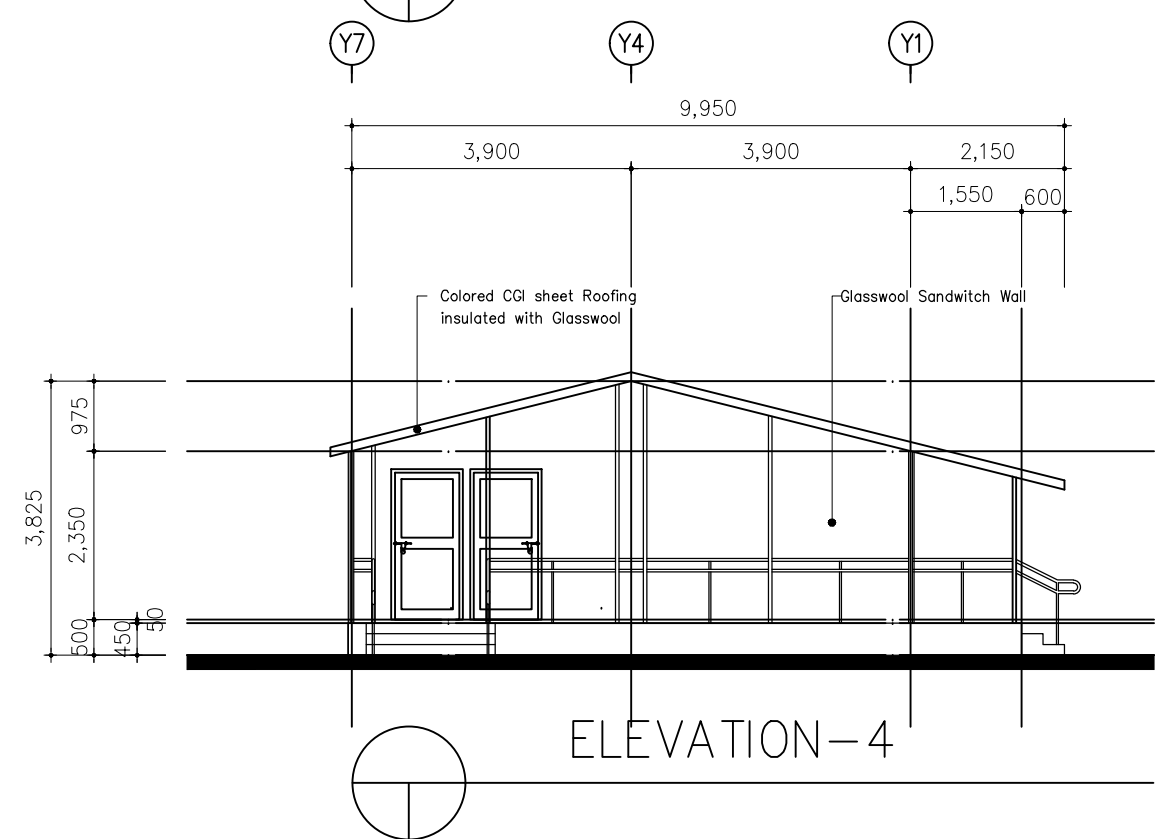
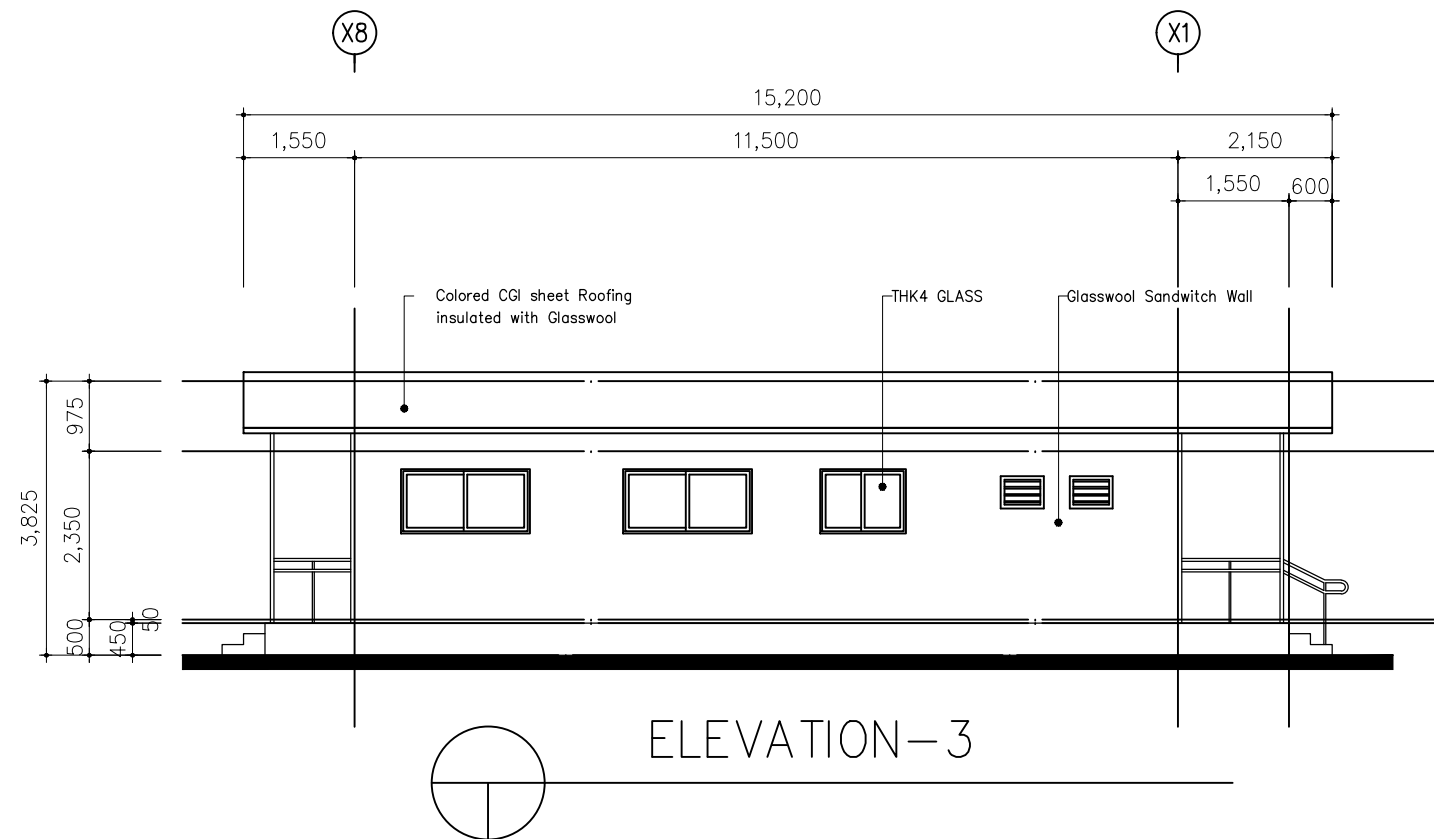
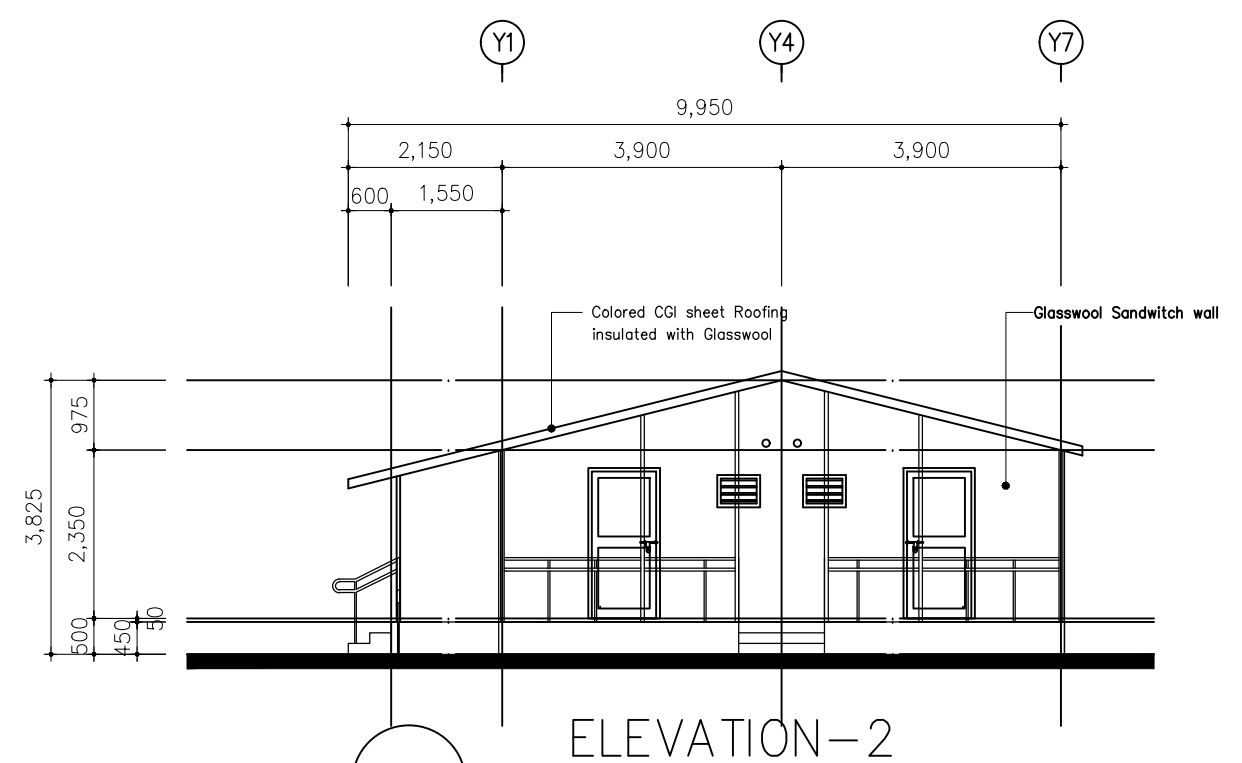
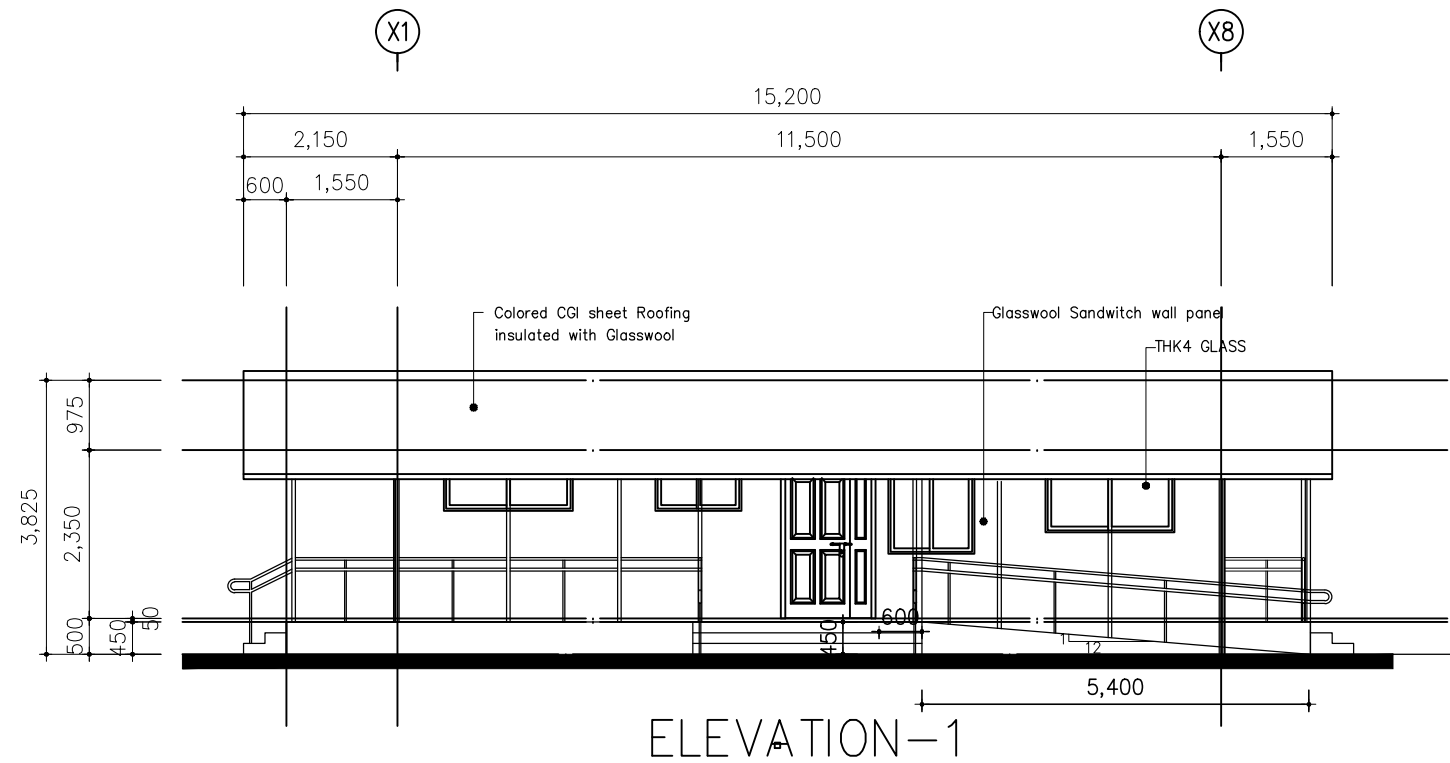
- Please see the UNDP drawing for final level
- Make sure to obtain the approval of supervisor at the site before arranging the building site (see the UNDP drawing for ground level)
- Walls between health functional room and staff residence room will be a firewall.
- Wall adjacent to kitchenette counter of the staff residence will be a firewall. a shop drawing and obtain the approval from the supervisor before starting work.
- FL±0 above the ground floor is +500 from the ground level.
- Charghare Plan is applied to the mirror image of the standard drawing Standard guidelines.
- In case of changing finish level above the ground, make sure to obtain the supervisor's approval

NO	DATE	DESCRIPTION	APPR.
△			
△			
△			
△			
△			
△			

APPROVED BY	CHECKED BY
DESIGNED BY	DRAW BY
SCALE	DATE
1/100	2017.10
SHEET NO.	DRAWING NO.
004	A-004



DRAWING TITLE  
ROOF PLAN



Nuwakot Health Post Project

NOTE

- Please see the UNDP drawing for final level
- Make sure to obtain the approval of supervisor at the site before arranging the building.
- FL±0 above the ground floor is +500 from the ground level.
- In case of changing finish level above the ground, make sure to obtain the supervisor's approval at the site(see the UNDP drawing for ground level)
- Chorghare Plan is applied to the mirror image of the standard drawing Standard guidelines.

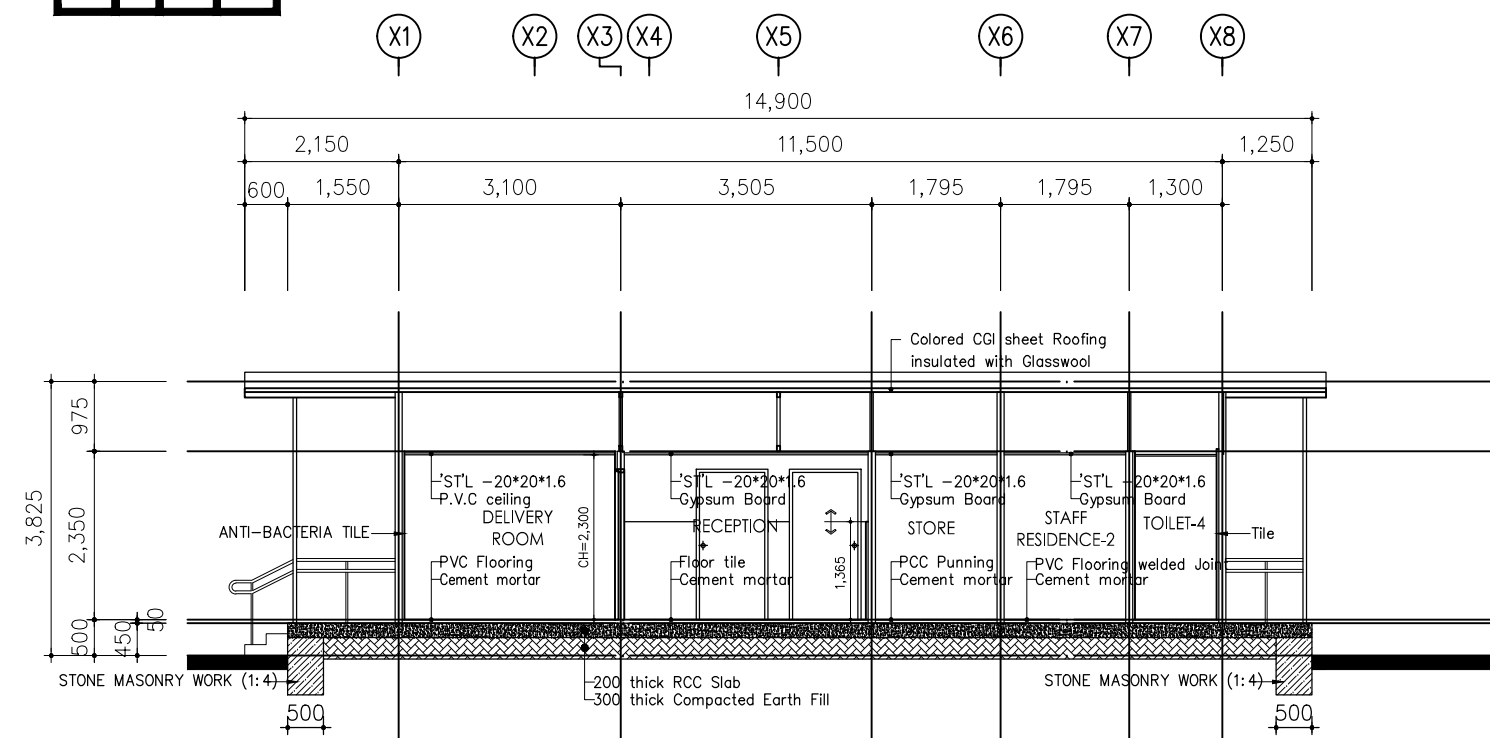
DATE	DESCRIPTION	APPR.

APPROVED BY	CHECKED BY
DESIGNED BY	DRAW BY
SCALE	DATE
1/100	2017.10
SHEET NO.	DRAWING NO.
005	A-005

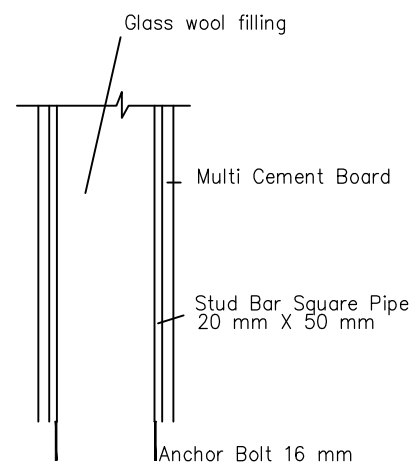
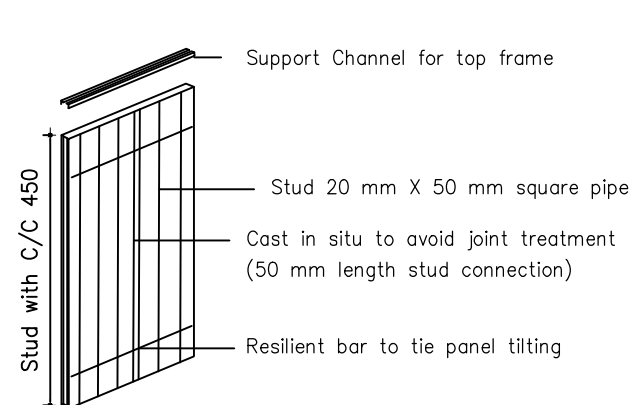


DRAWING TITLE  
ELEV -1,2,3,4

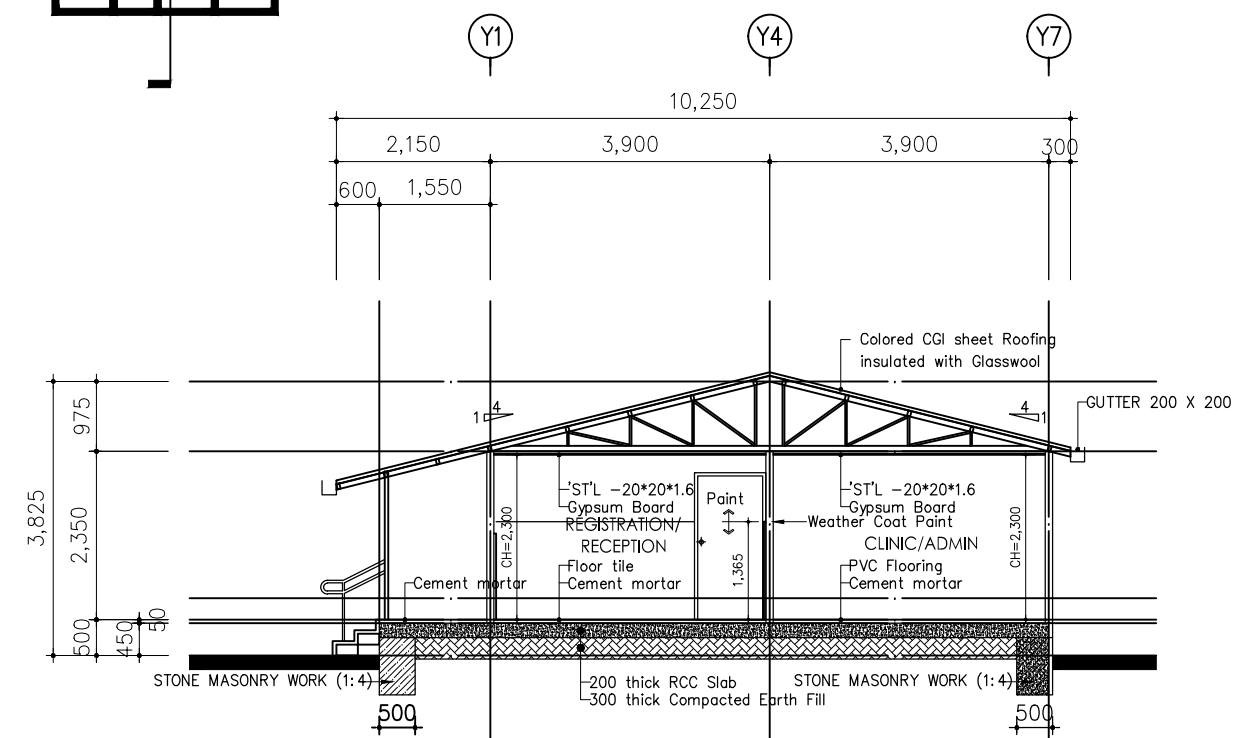
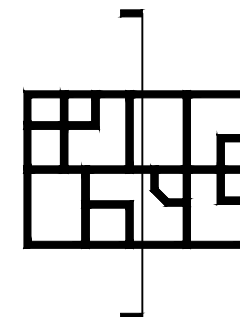




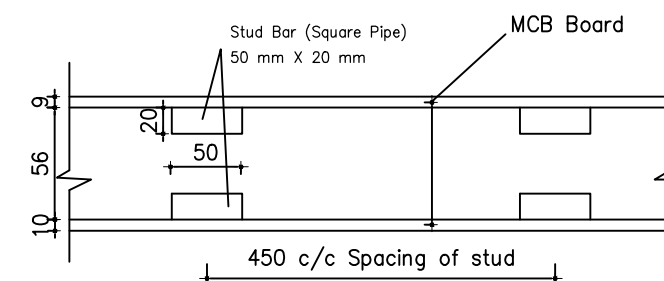
SECTION-1



KEYMAP



SECTION-2



NOTE
------

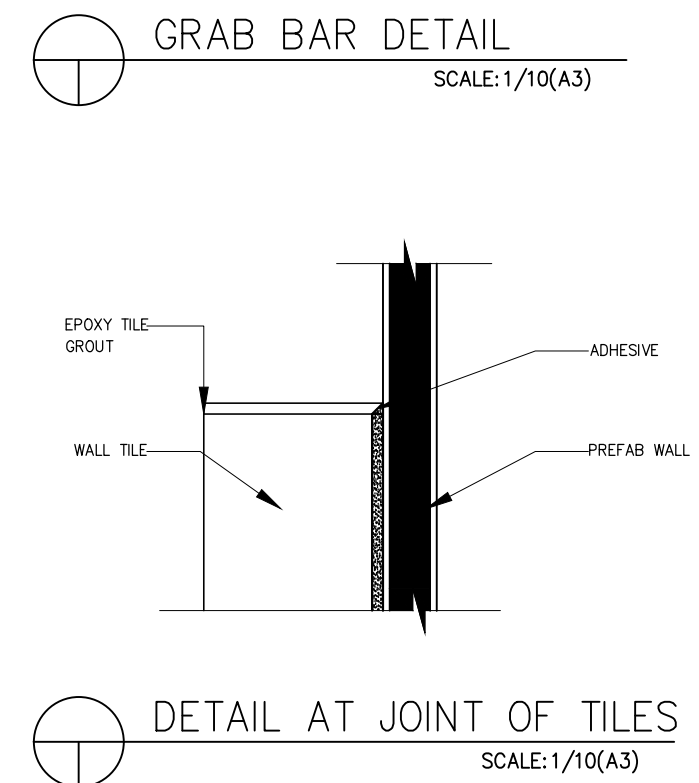
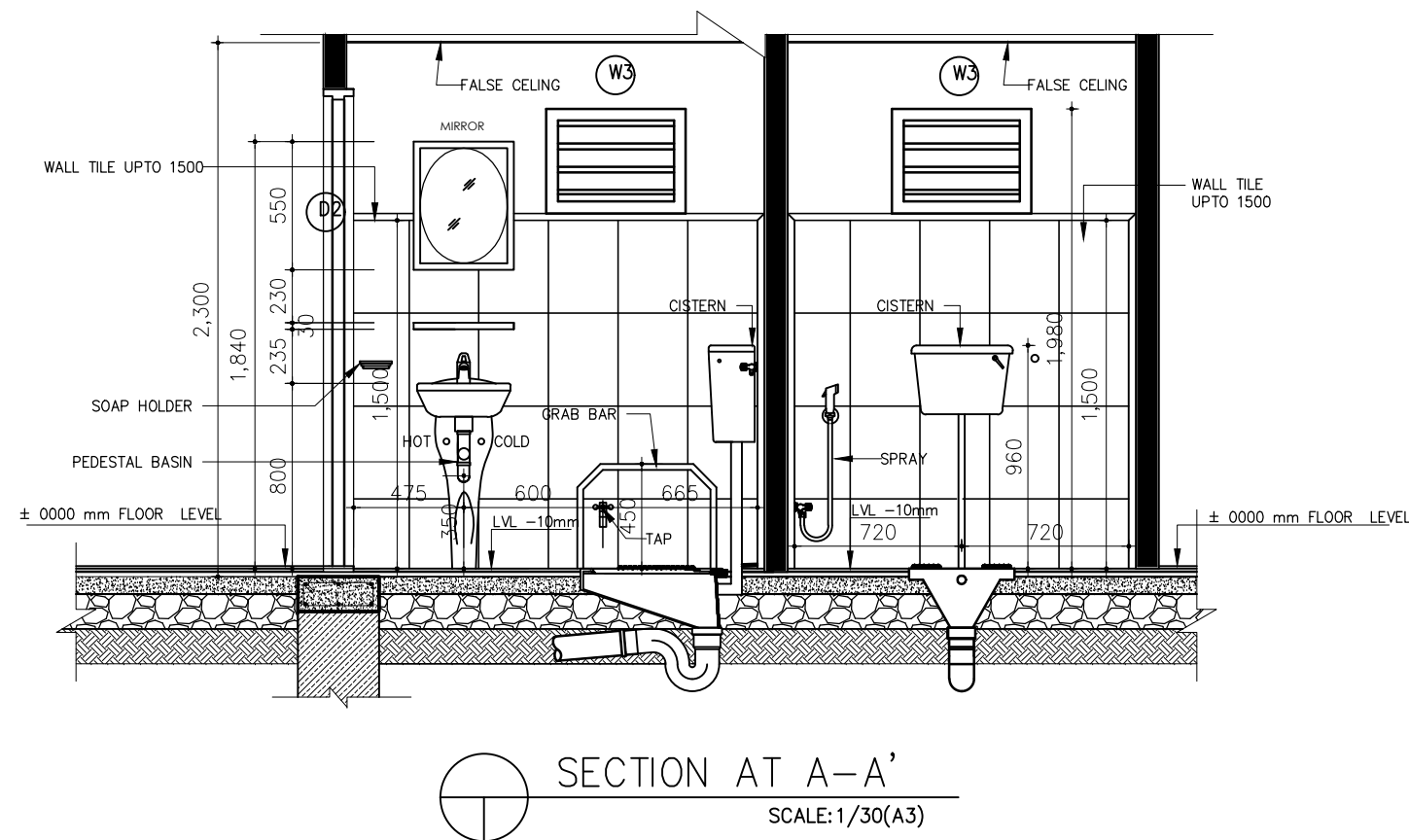
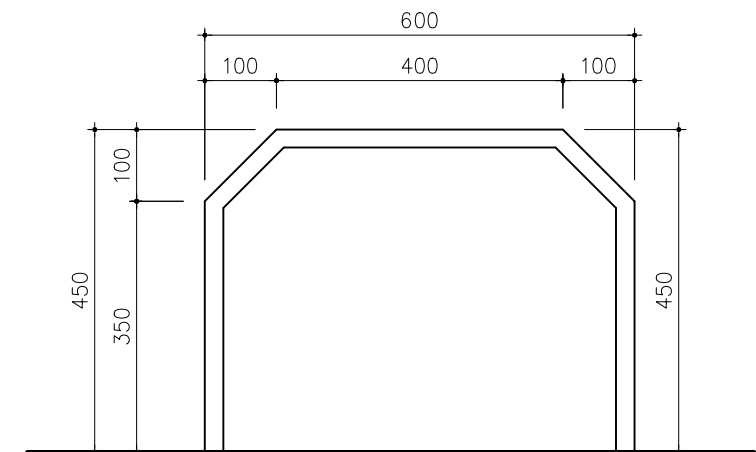
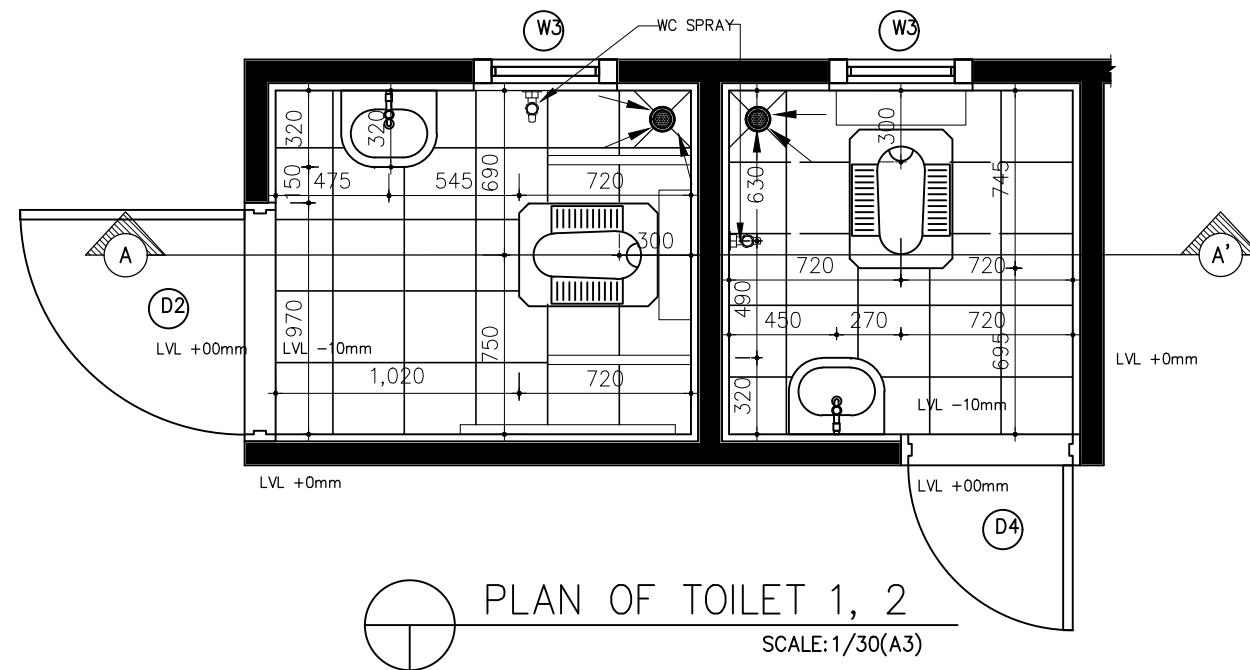
- |   |  |
|---|--|
| - Please see the UNDP drawing for final level   | - In case of changing finish level above the ground, make sure to obtain the supervisor's          |
| - Make sure to obtain the approval of supervisor at the site before arranging the building. | approval at the site(see the UNDP drawing for ground level)  |
| - Walls between health functional room and staff residence room will be a firewall.         | - When installing facility pipelines that pass through walls, make sure to obtain the supervisor's |
| - Wall adjacent to kitchenette counter of the staff residence will be a firewall.           | approval at the site.  |
| - FL±0 above the ground floor is +500 from the ground level.                                |  |
| - Choghare Plan is applied to the mirror image of the standard drawing Standard guidelines. |  |

			APPROVED BY	CHECKED BY
			DESIGNED BY	DRAW BY
			SCALE	DATE
			1/100	2017.1
			SHEET NO.	DRAWING NO.
			006	A-00
			NODATE	DESCRIPTION
			APPR.	



	DRAWING TITLE
06	Sec 1-2 And Wall





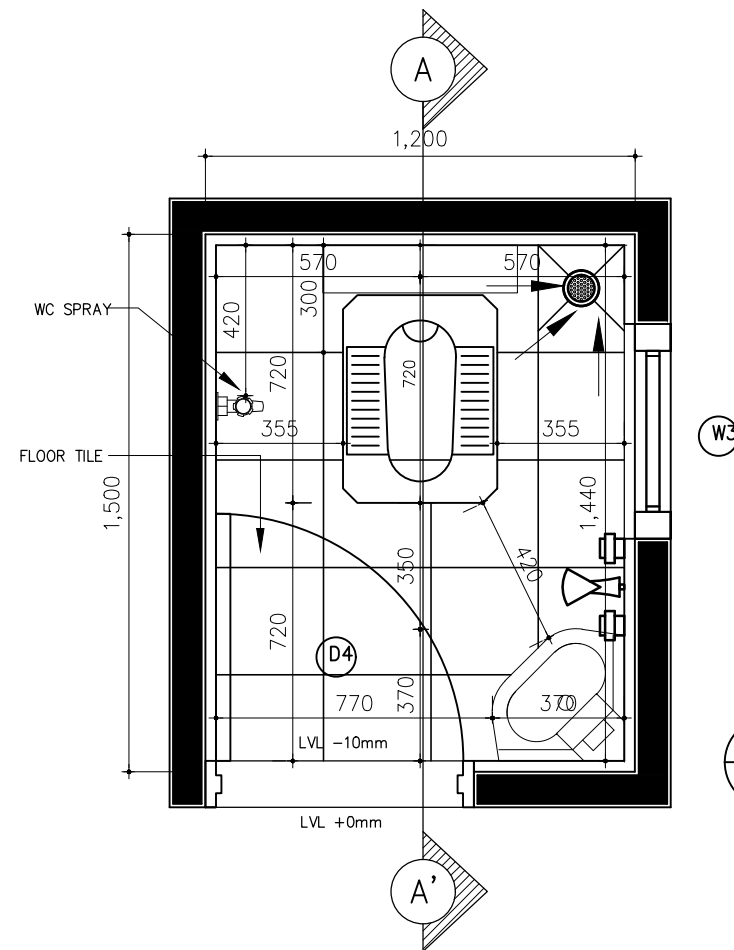
Nuwakot Health Post Project

NOTE		
-	Please see the UNDP drawing for final level	
-	FL±0 above the ground floor is +500 from the ground level.	
-	In case of changing finish level above the ground, make sure to obtain the supervisor's approval at the site(see the UNDP drawing for ground level)	
-	When installing facility pipelines that pass through walls, make sure to obtain the supervisor's approval at the site.	
-	When it comes to work on the facility indicated in the legend, make sure to check and review electrical and mechanical drawings.	
-	Charghare Plan is applied to the mirror image of the standard drawing Standard guidelines.	

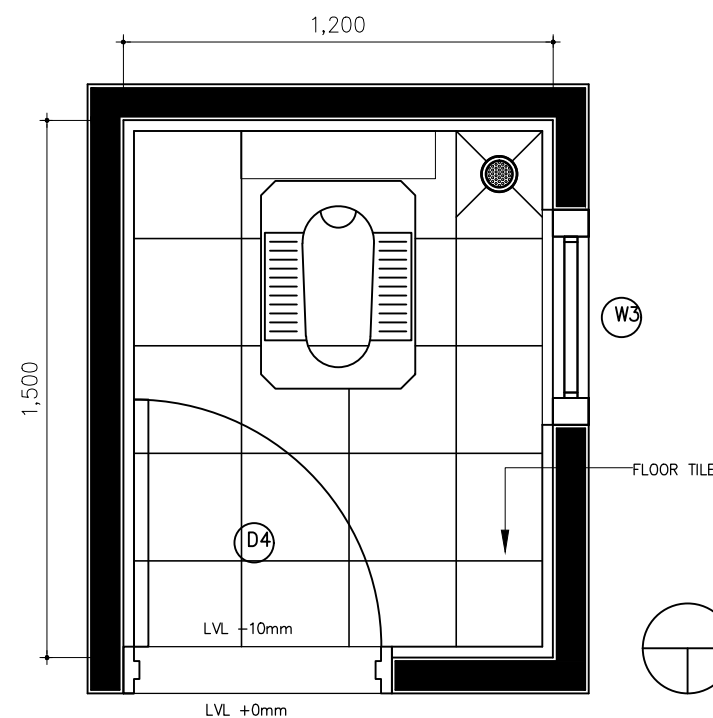
APPROVED BY	CHECKED BY
DESIGNED BY	DRAW BY
SCALE	DATE
1/10,30	2017.10
SHEET NO.	DRAWING NO.
008	A-008



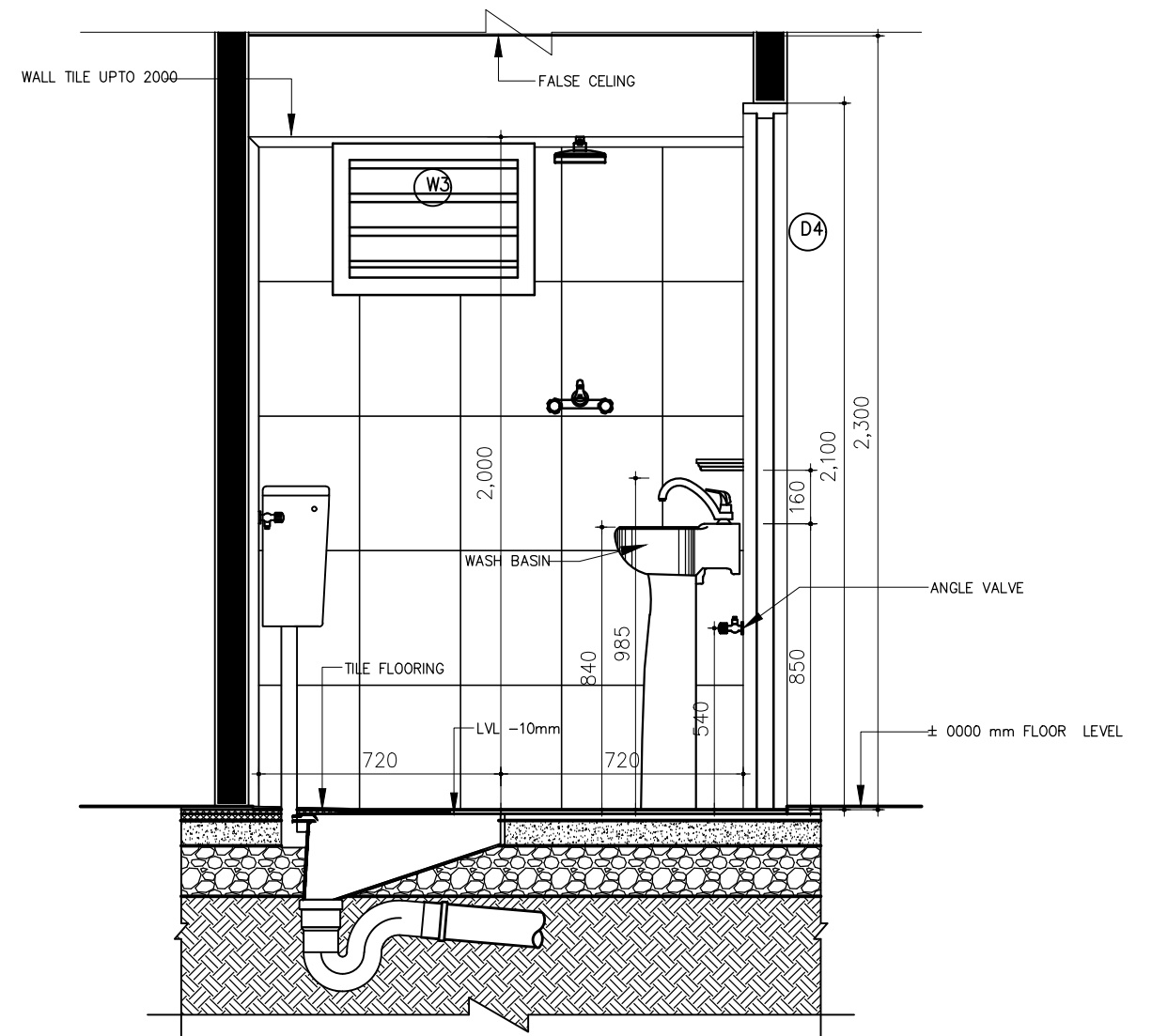
DRAWING TITLE  
PLAN OF TOILET 1,2



PLAN OF TOILET 4  
SCALE: 1/20(A3)



TILE LAYOUT OF TOILET 4  
SCALE: 1/20(A3)



SECTION AT A-A'  
SCALE: 1/20(A3)

Nuwakot Health Post Project

NOTE

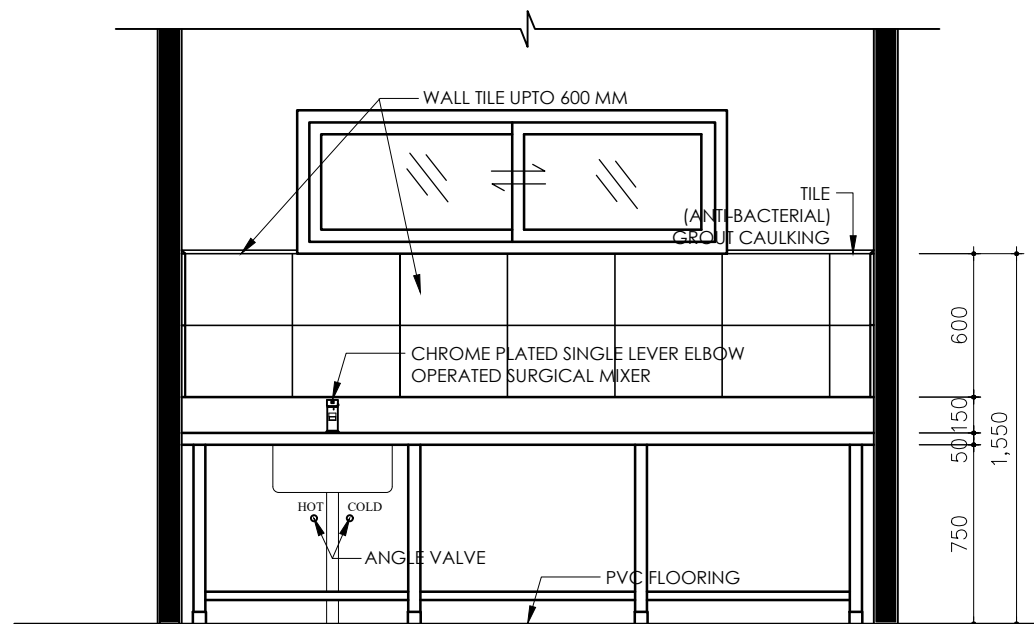
- Please see the UNDP drawing for final level
- FL±0 above the ground floor is +500 from the ground level.
- In case of changing finish level above the ground, make sure to obtain the supervisor's approval at the site(see the UNDP drawing for ground level)
- When installing facility pipelines that pass through walls, make sure to obtain the supervisor's approval at the site.
- When it comes to work on the facility indicated in the legend, make sure to check and review electrical and mechanical drawings.
- Plan of Toilet 3 is applied to the mirror image of Toilet 4
- Charghare Plan is applied to the mirror image of the standard drawing Standard guide

DATE	DESCRIPTION	APPR.

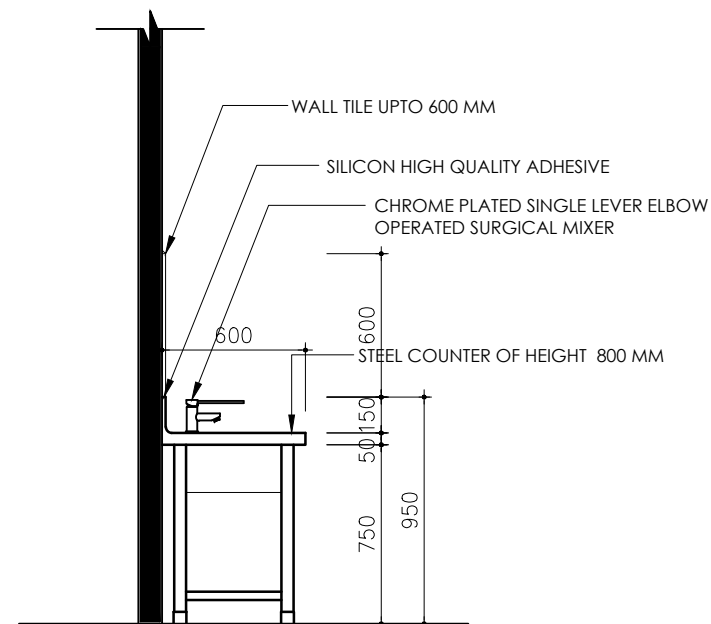
APPROVED BY	CHECKED BY
DESIGNED BY	DRAW BY
SCALE	DATE
1/20	2017.10
SHEET NO.	DRAWING NO.
009	A-009



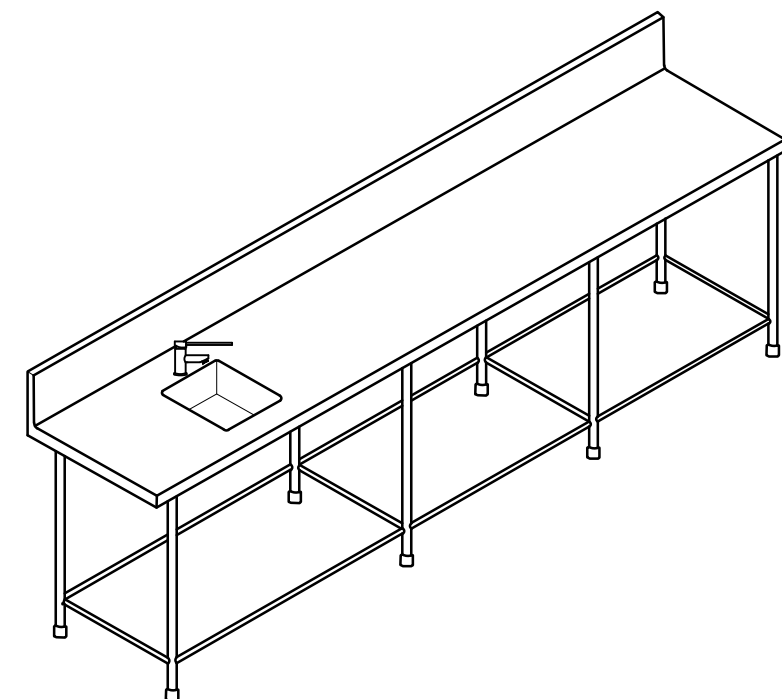
DRAWING TITLE  
PLAN OF TOILET 4



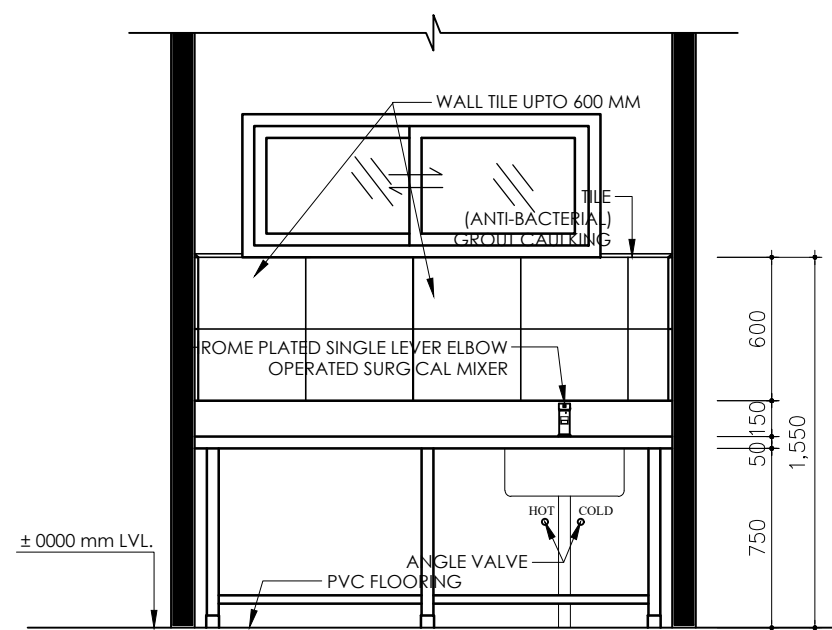
FRONT ELEVATION  
STEEL COUNTER OF DELIVERY ROOM  
SCALE: 1/30(A3)



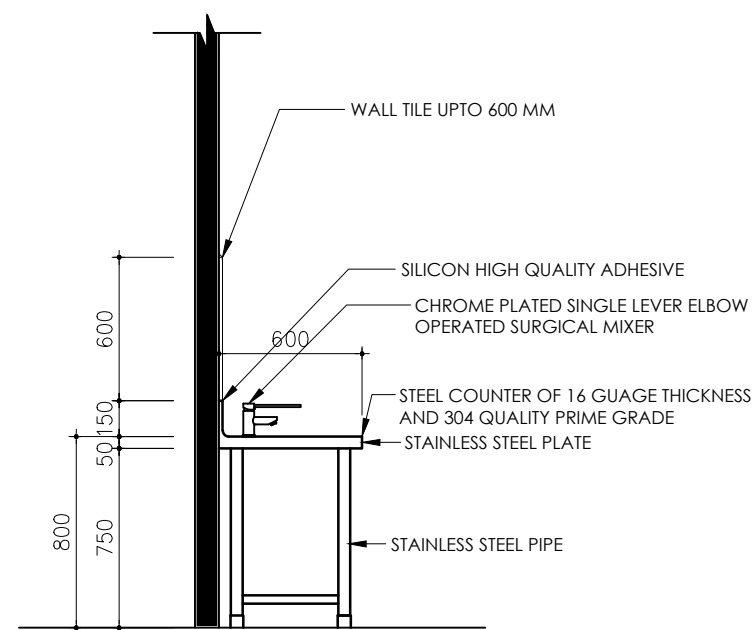
SIDE ELEVATION  
SCALE: 1/30(A3)



ISOMETRIC VIEW  
SCALE: 1/30(A3)



FRONT ELEVATION  
STEEL COUNTER OF AUTO-CLAVE  
SCALE: 1/30(A3)



SIDE ELEVATION  
STEEL COUNTER OF AUTO-CLAVE  
SCALE: 1/30(A3)

Nuwakot Health Post Project

NOTE

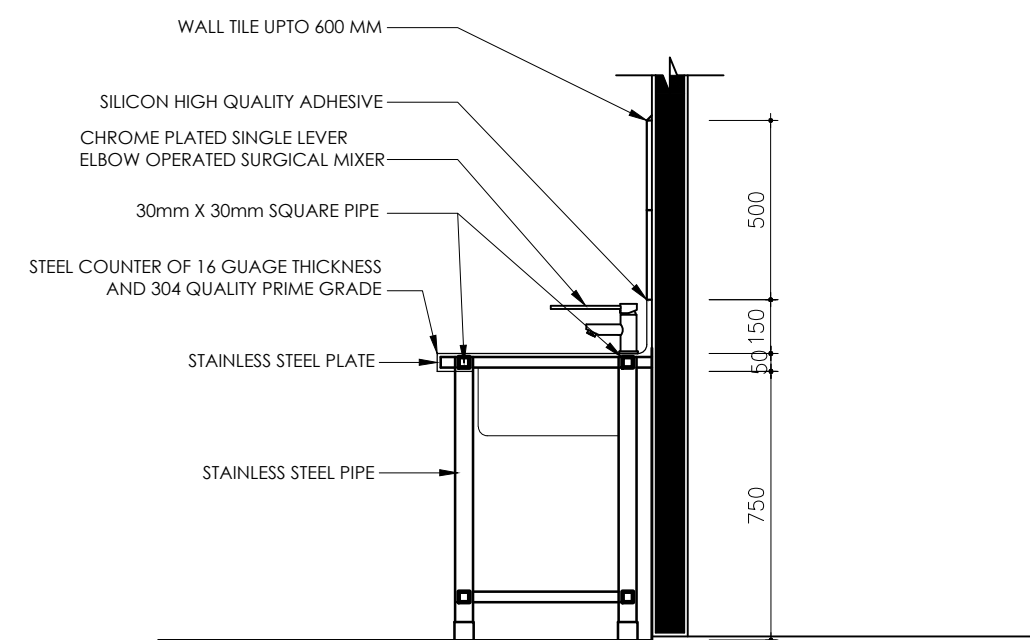
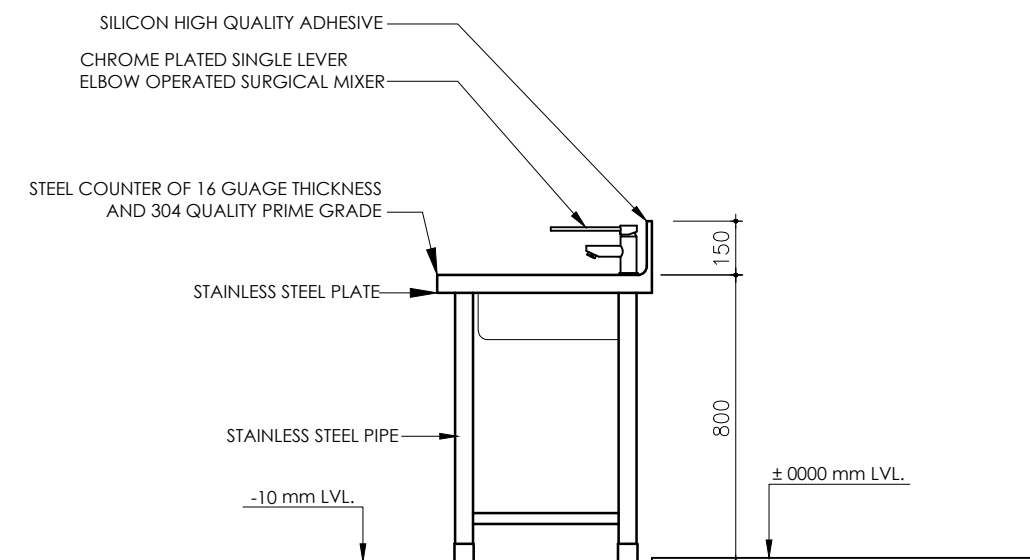
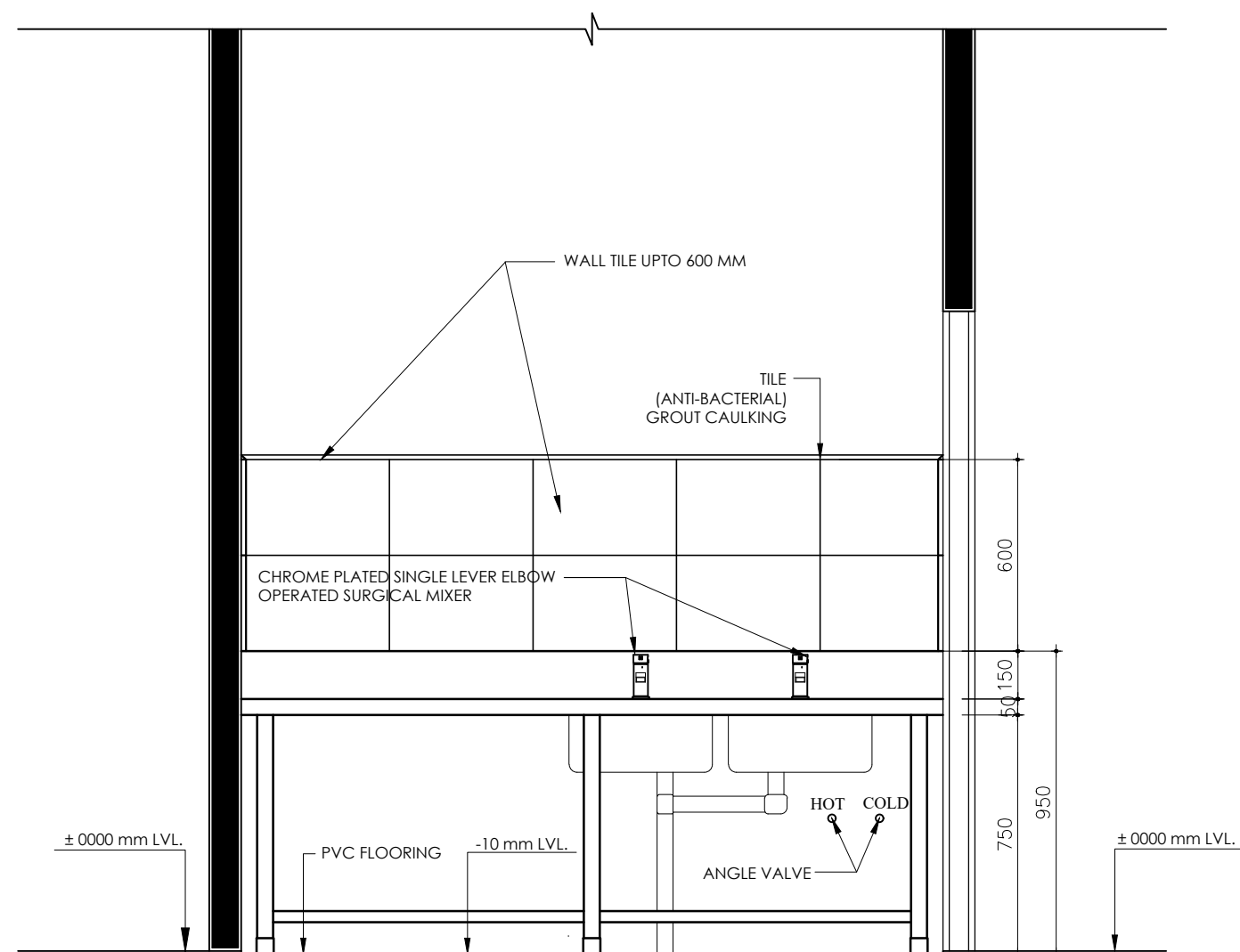
- Walls between health functional room and staff residence room will be a firewall.
- Wall adjacent to kitchenette counter of the staff residence will be a firewall.
- When installing facility pipelines that pass through walls, make sure to obtain the supervisor's approval at the site.
- When installing ventilation fan, make sure to check its height and location before starting installation.
- Charghare Plan is applied to the mirror image of the standard drawing Standard guidelines.

NO	DATE	DESCRIPTION	APPR.
1			
2			
3			
4			
5			
6			
7			
8			
9			
10			

APPROVED BY	CHECKED BY
DESIGNED BY	DRAW BY
SCALE	DATE
1/30	2017.10
SHEET NO.	DRAWING NO.
010	A-010



DRAWING TITLE  
PLAN OF DELIVERY ROOM, AUTO-CLAVE



Nuwakot Health Post Project

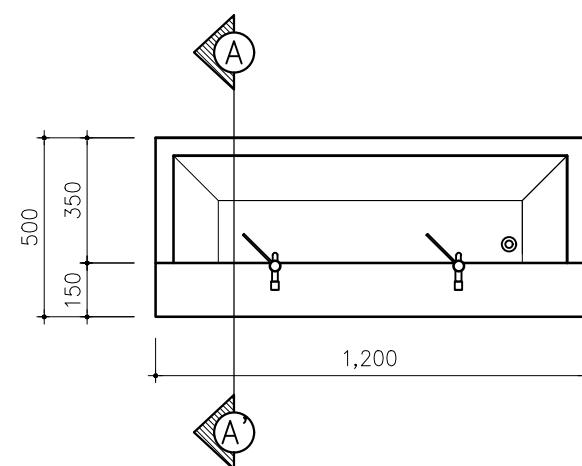
#### NOTE

- Walls between health functional room and staff residence room will be a firewall.
- Wall adjacent to kitchenette counter of the staff residence will be a firewall.
- When installing facility pipelines that pass through walls, make sure to obtain the supervisor's approval at the site.
- When installing ventilation fan, make sure to check its height and location before starting installation.
- Charghare Plan is applied to the mirror image of the standard drawing Standard guidelines.

△			APPROVED BY	CHECKED BY
△			DESIGNED BY	DRAW BY
△			SCALE	DATE
△			1/20	2017.10
△			SHEET NO.	DRAWING NO.
△			011	A-011
NO	DATE	DESCRIPTION	APPR.	

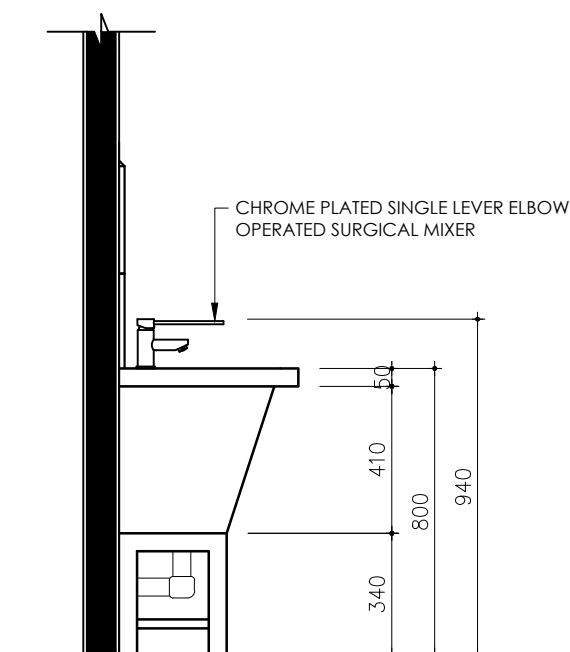


1	DRAWING TITLE	PLAN OF SLUICE
---	---------------	----------------

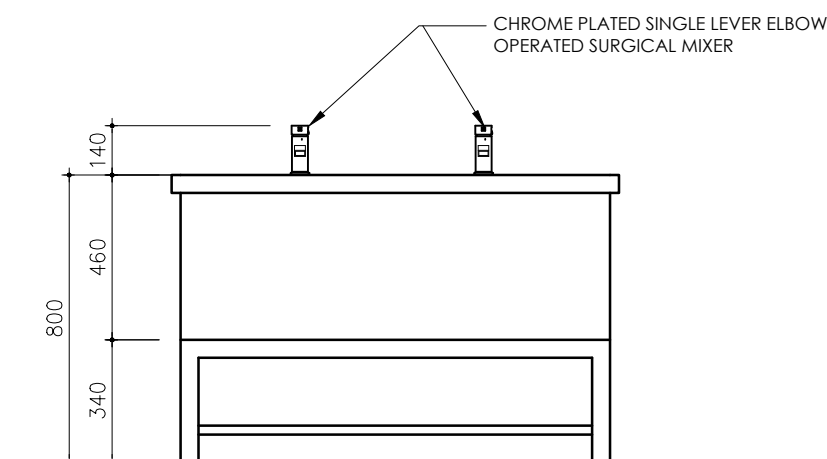


THE SPALSH MADE OF 304 QWALITY  
PRIME GRADE OF STAINLESS STEEL OF  
16 GUAGE THICKNESS STAINLESS  
STEEL SINK , INNER SIZE  
1200X500X525MM AND AND SINK  
MIXER WITH STAND ALL COMPLETE SET.

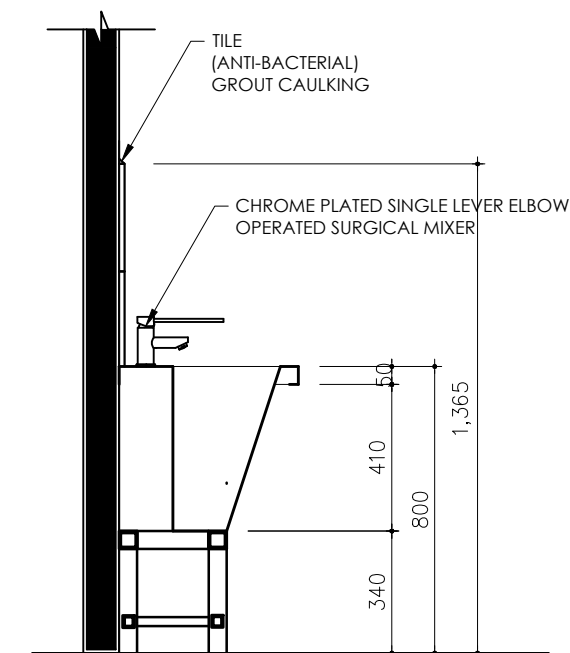
PLAN OF SCURB  
STAINLESS STEEL SCRUB SINK  
SCALE: 1/20(A3)



SIDE ELEVATION  
SCALE: 1/20(A3)



FRONT ELEVATION  
SCALE: 1/20(A3)



SECTION AT A-A'  
SCALE: 1/20(A3)

Elbow Operating Tap is applicable for Delivery Room and Scrub Sink

Nuwakot Health Post Project

NOTE

- Walls between health functional room and staff residence room will be a firewall.
- Wall adjacent to kitchenette counter of the staff residence will be a firewall.
- When installing facility pipelines that pass through walls, make sure to obtain the supervisor's approval at the site.
- When installing ventilation fan, make sure to check its height and location before starting installation.
- Chorghare Plan is applied to the mirror image of the standard drawing Standard guidelines.

DATE

DESCRIPTION

APPR.

APPROVED BY

DESIGNED BY

SCALE

SHEET NO.

012

CHECKED BY

DRAW BY

DATE

2017.10

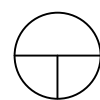
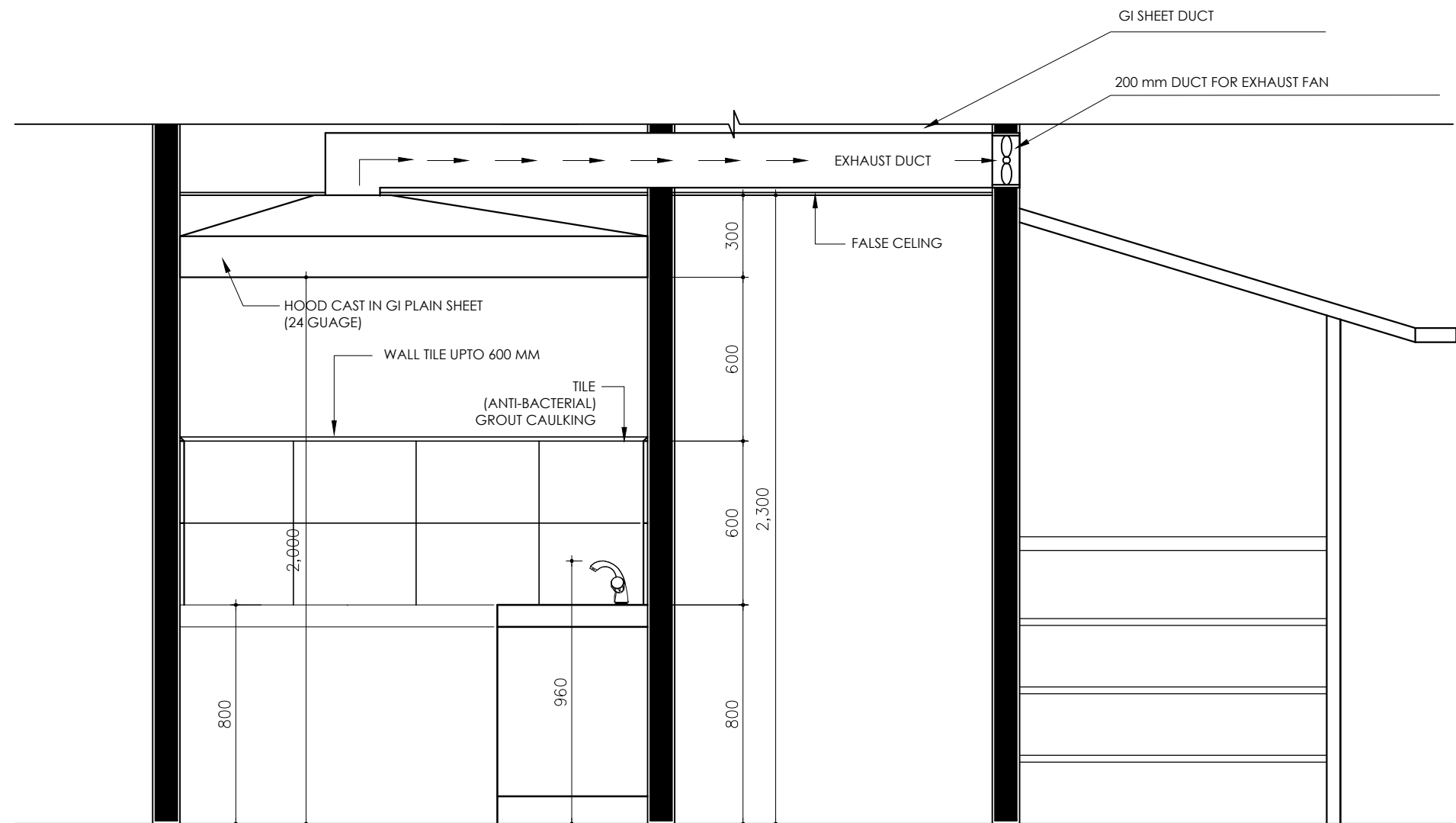
DRAWING NO.

A-012

DRAWING TITLE

STAINLESS STEEL SCRUB SINK





# ELEVATION OF KITCHENETTE

SCALE: 1/20(A3)

Nuwakot Health Post Project

## NOTE

- Walls between health functional room and staff residence room will be a firewall.
- Wall adjacent to kitchenette counter of the staff residence will be a firewall.
- When installing facility pipelines that pass through walls, make sure to obtain the supervisor's approval at the site.
- When installing ventilation fan, make sure to check its height and location before starting installation.
- Chorghare Plan is applied to the mirror image of the standard drawing Standard guidelines.

NO  
DATE

DESCRIPTION

APPR.

APPROVED BY

DESIGNED BY

SCALE

1/20

SHEET NO.

013

CHECKED BY

DRAW BY

DATE

2017.10

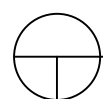
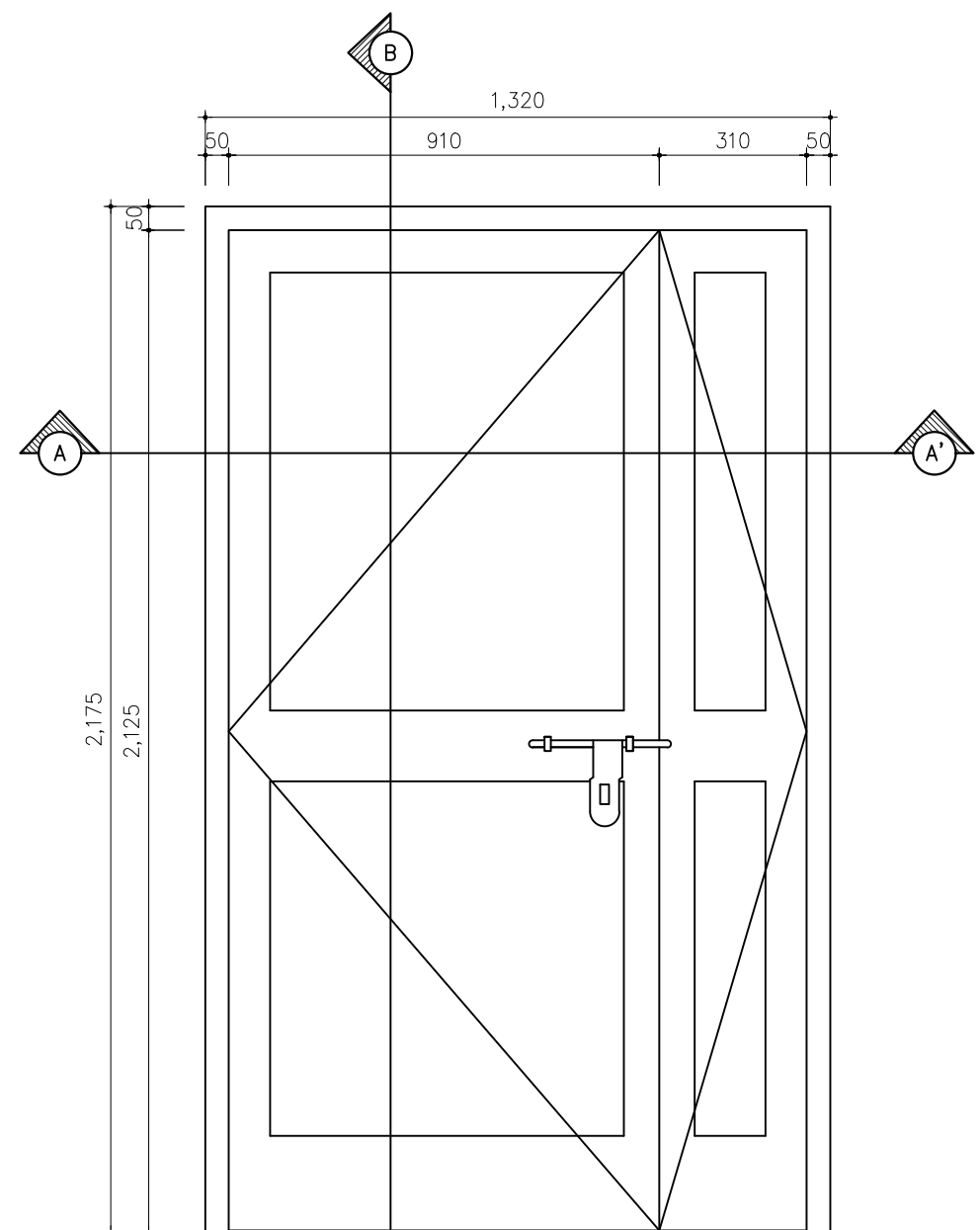
DRAWING NO.

A-013

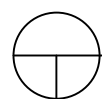
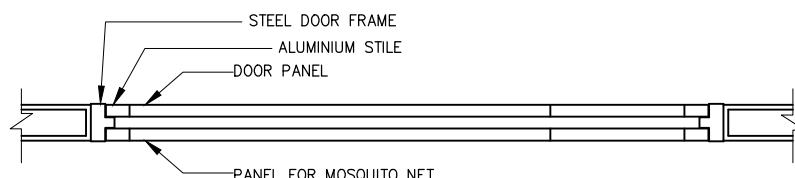
DRAWING TITLE

ELEVATION OF KITCHENETTE

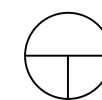
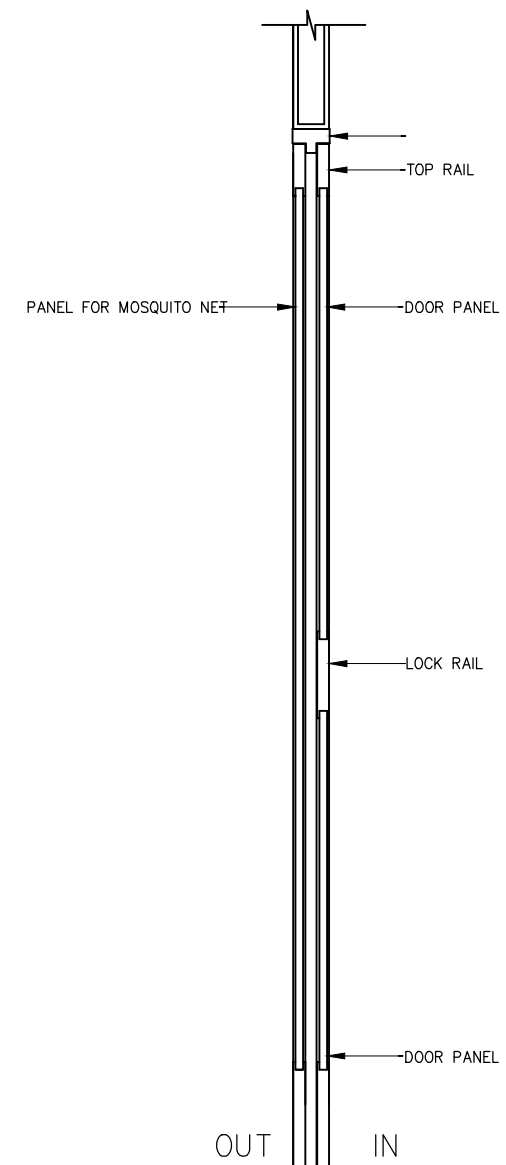




ELEVATION OF MAIN DOOR  
SCALE: 1/15(A3)



DETAIL AT A-A'  
SCALE: 1/15(A3)



DETAIL AT B-B'  
SCALE: 1/15(A3)

Nuwakot Health Post Project

NOTE

- When working on the windows, make sure to measure the actual size at the site and prepare a shop drawing and obtain the approval from the supervisor before starting work.

△	
△	
△	
△	
△	
△	
△	
△	

NO DATE DESCRIPTION APPR.

APPROVED BY

DESIGNED BY

SCALE

SHEET NO.

014

CHECKED BY

DRAW BY

DATE

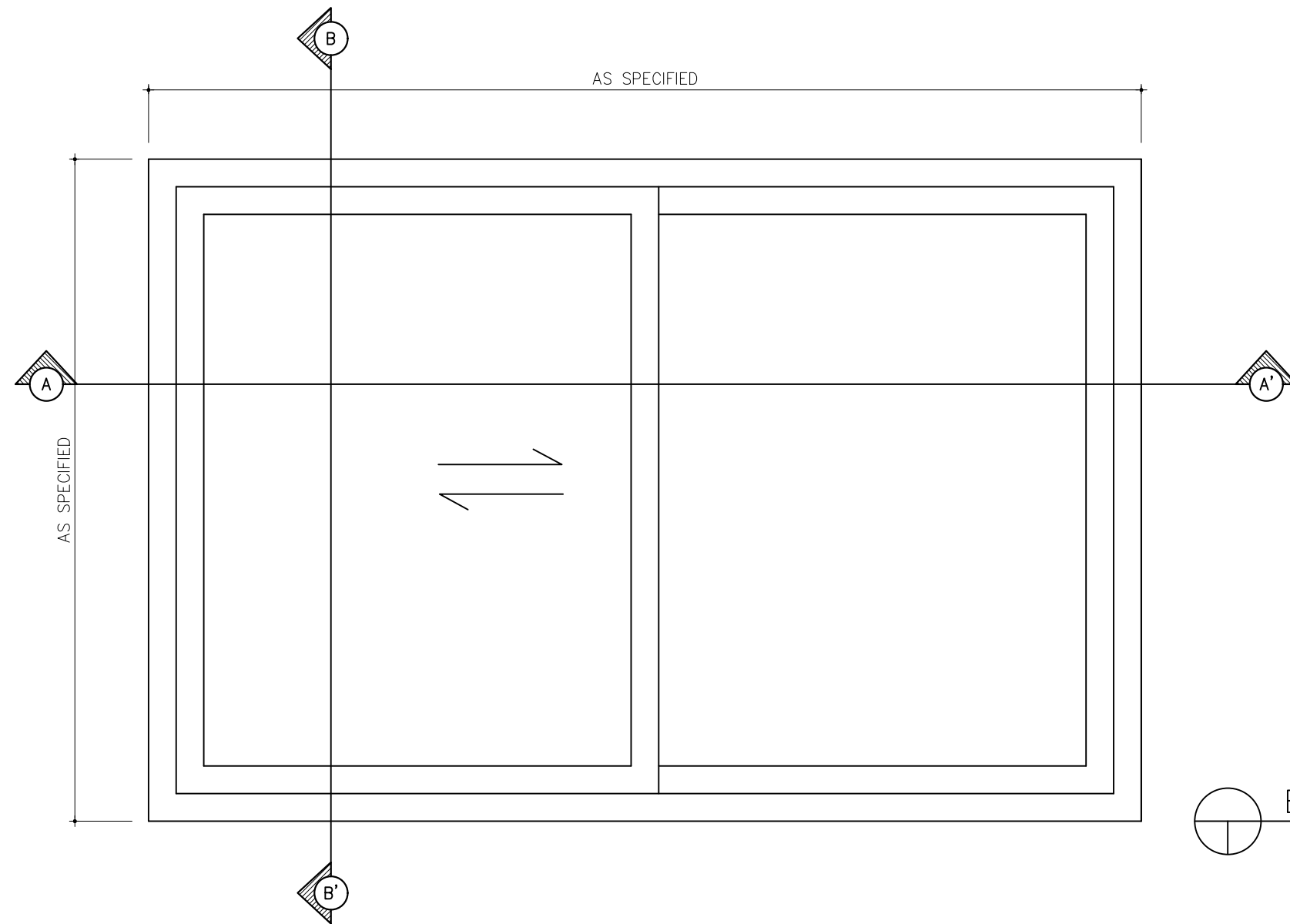
2017.10

DRAWING NO.

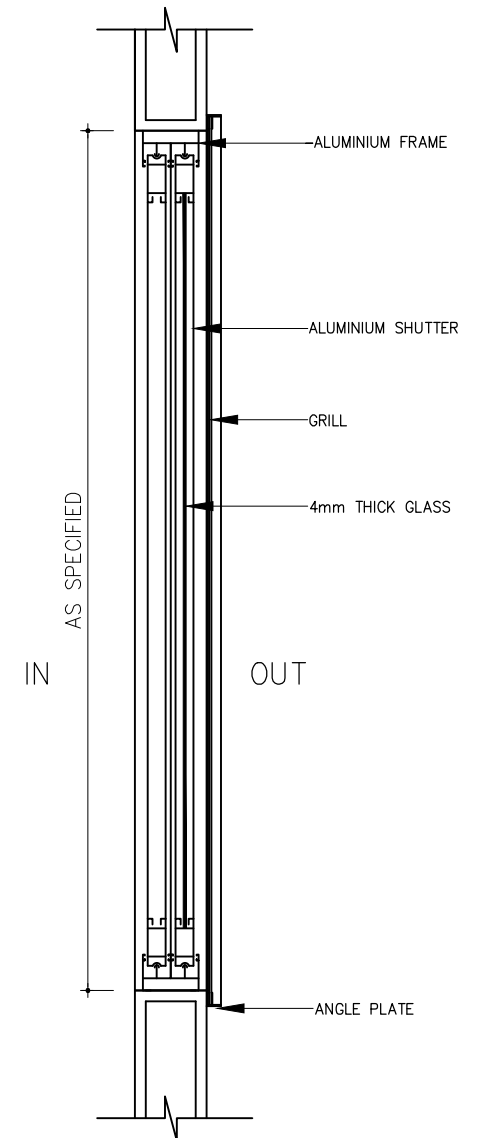
A-014



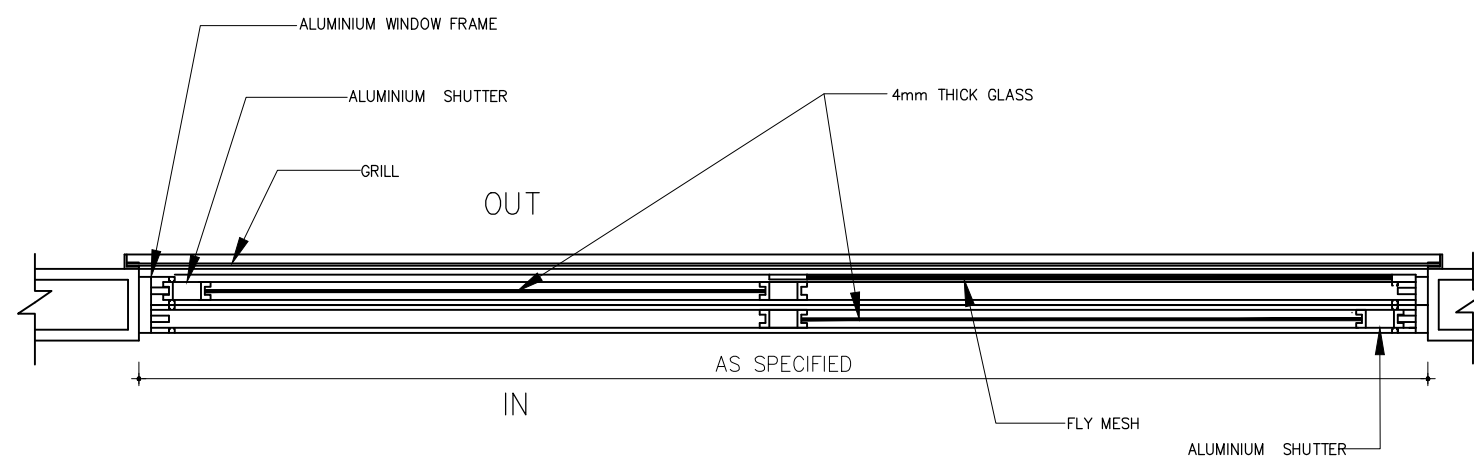
DRAWING TITLE  
WOODEN MAIN DOOR DETAIL



ELEVATION OF WINDOW  
SCALE: 1/10(A3)



DETAIL AT B-B'  
SCALE: 1/10(A3)



DETAIL AT A-A'  
SCALE: 1/10(A3)

Nuwakot Health Post Project

NOTE

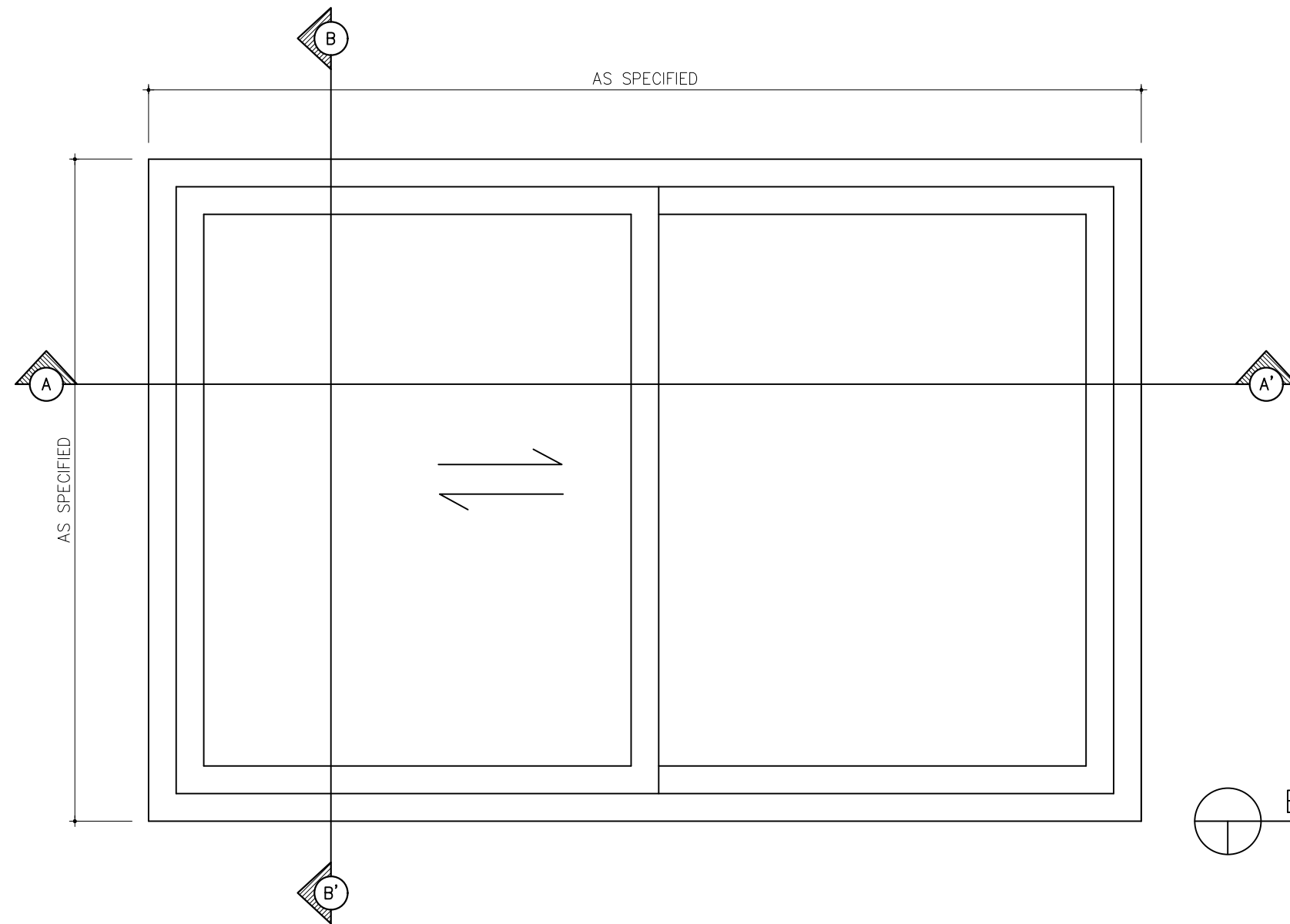
- When working on the windows, make sure to measure the actual size at the site and prepare a shop drawing and obtain the approval from the supervisor before starting work.

DATE	DESCRIPTION	APPR.

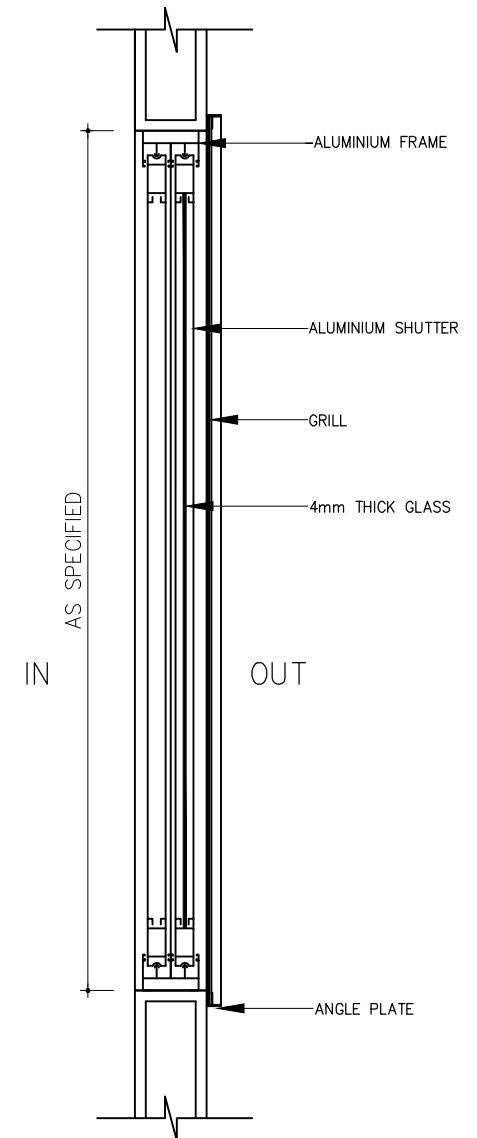
APPROVED BY	CHECKED BY
DESIGNED BY	DRAW BY
SCALE	DATE
1/10	2017.10
SHEET NO.	DRAWING NO.
015	A-015



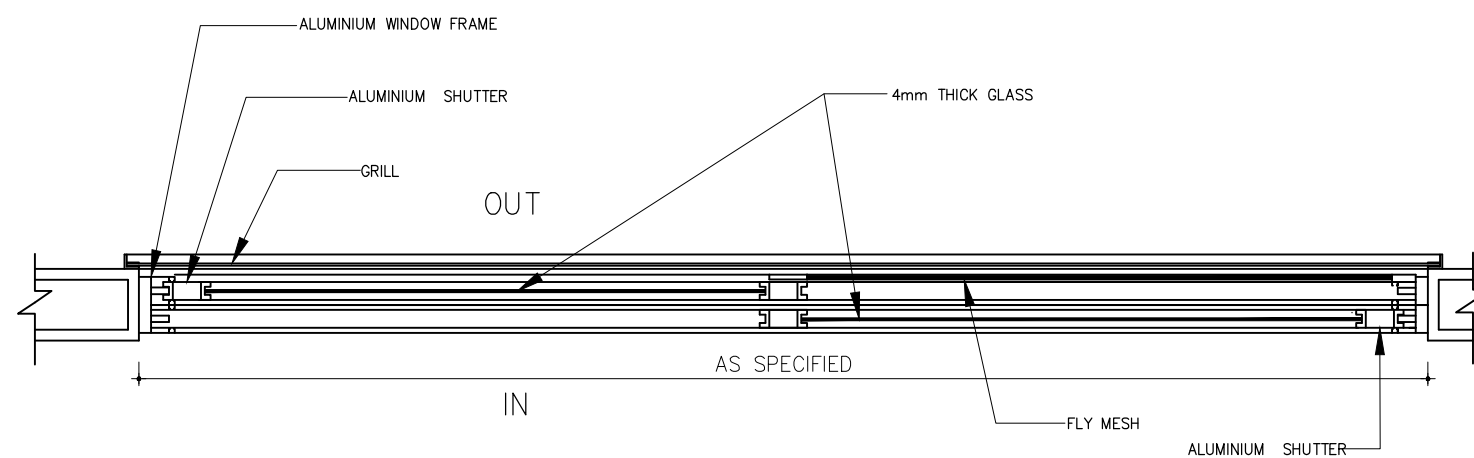
DRAWING TITLE  
ALUMINIUM WINDOW DETAIL



ELEVATION OF WINDOW  
SCALE: 1/10(A3)



DETAIL AT B-B'  
SCALE: 1/10(A3)



DETAIL AT A-A'  
SCALE: 1/10(A3)

Nuwakot Health Post Project

NOTE

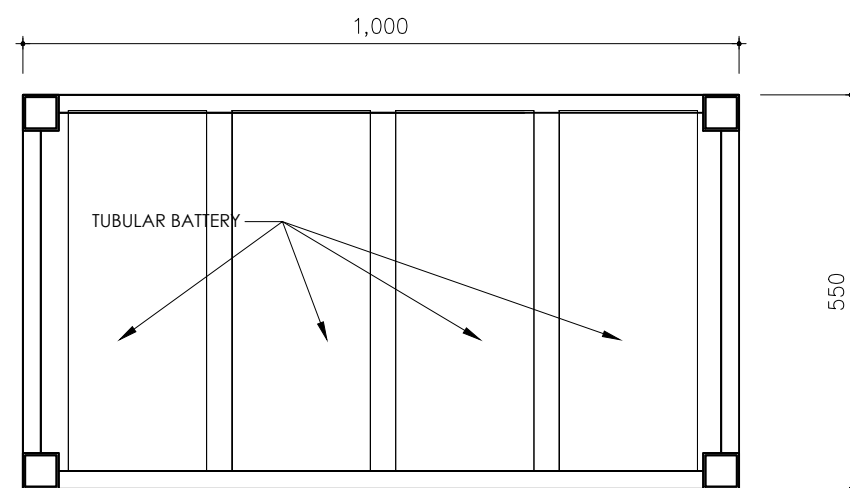
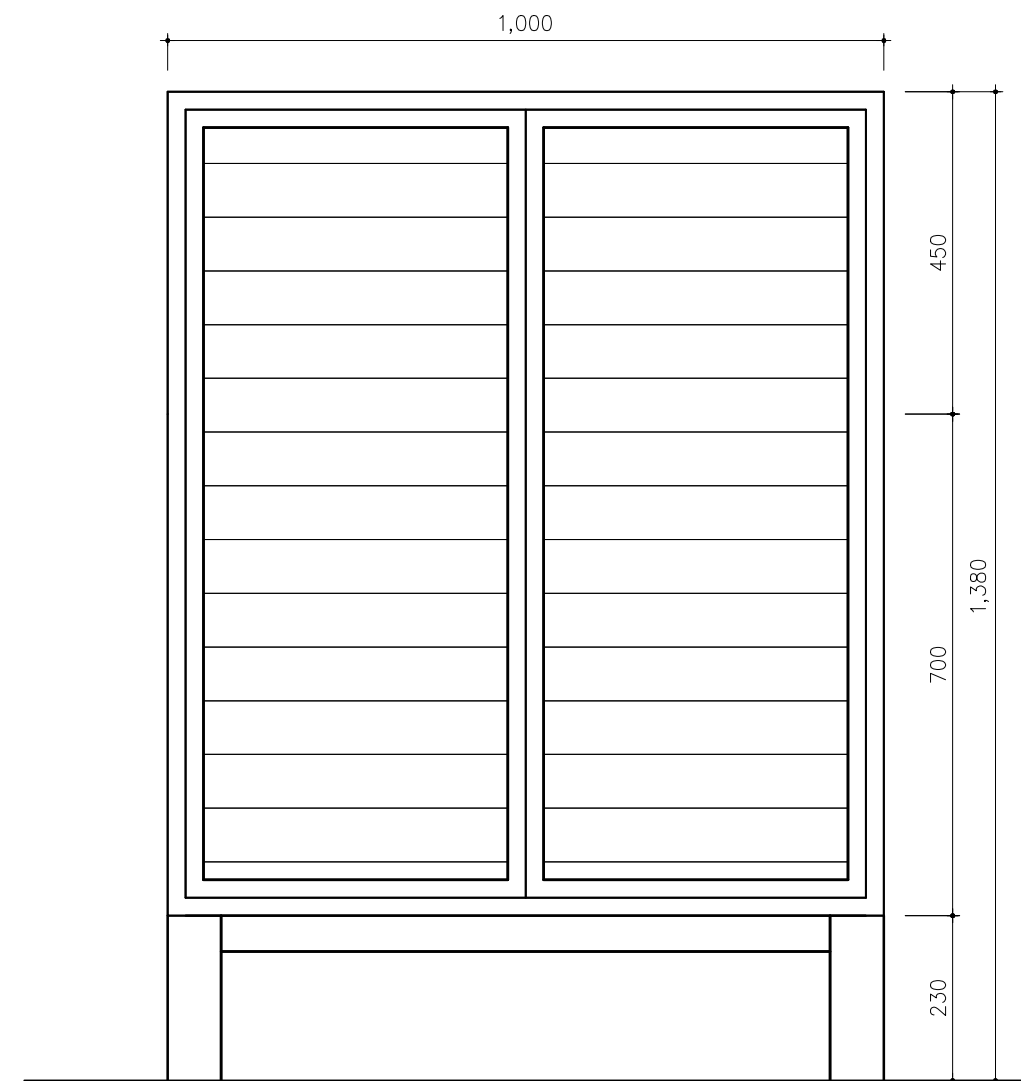
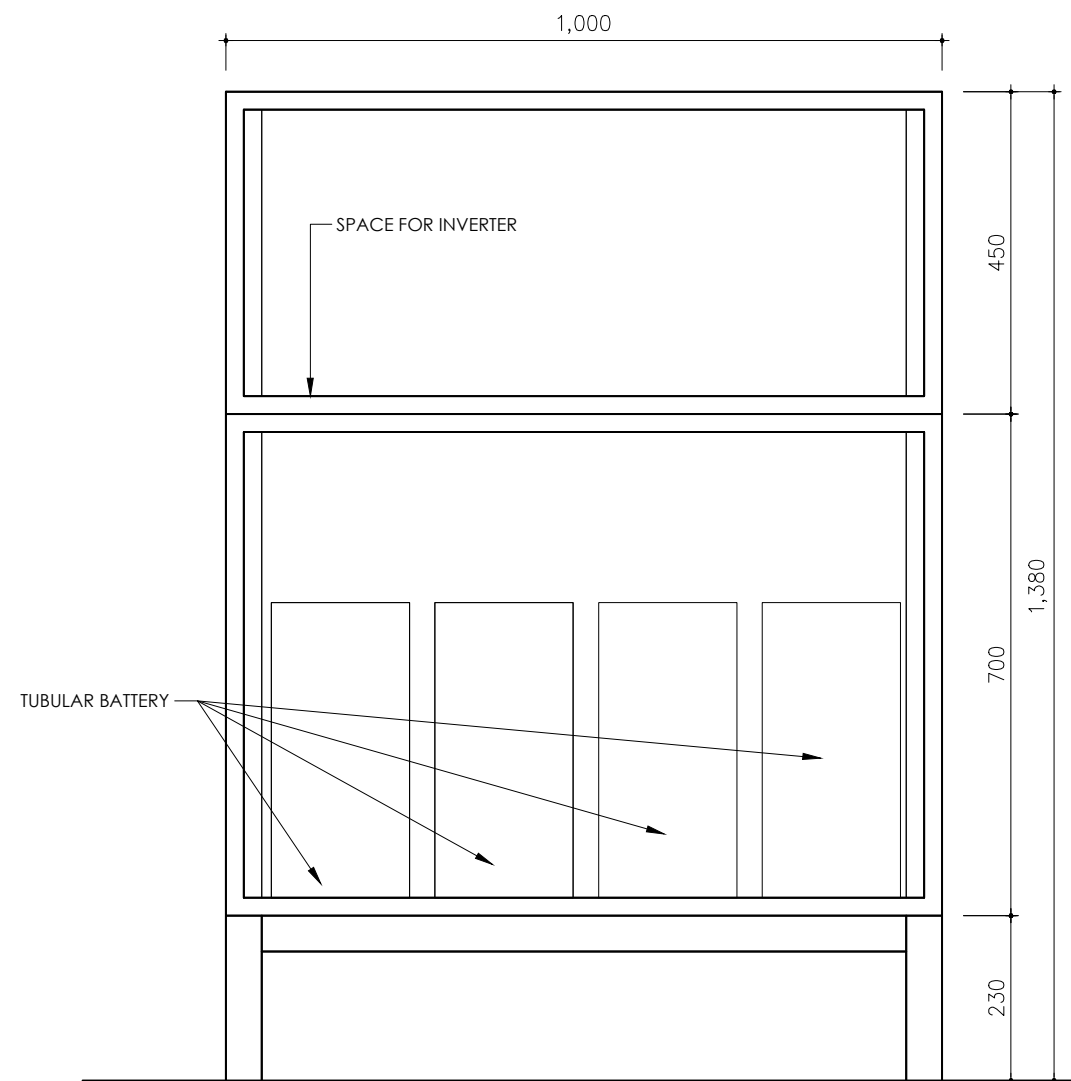
- When working on the windows, make sure to measure the actual size at the site and prepare a shop drawing and obtain the approval from the supervisor before starting work.

DATE	DESCRIPTION	APPR.

APPROVED BY	CHECKED BY
DESIGNED BY	DRAW BY
SCALE	DATE
1/10	2017.10
SHEET NO.	DRAWING NO.
016	A-016



DRAWING TITLE  
ALUMINIUM WINDOW DETAIL



Nuwakot Health Post Project

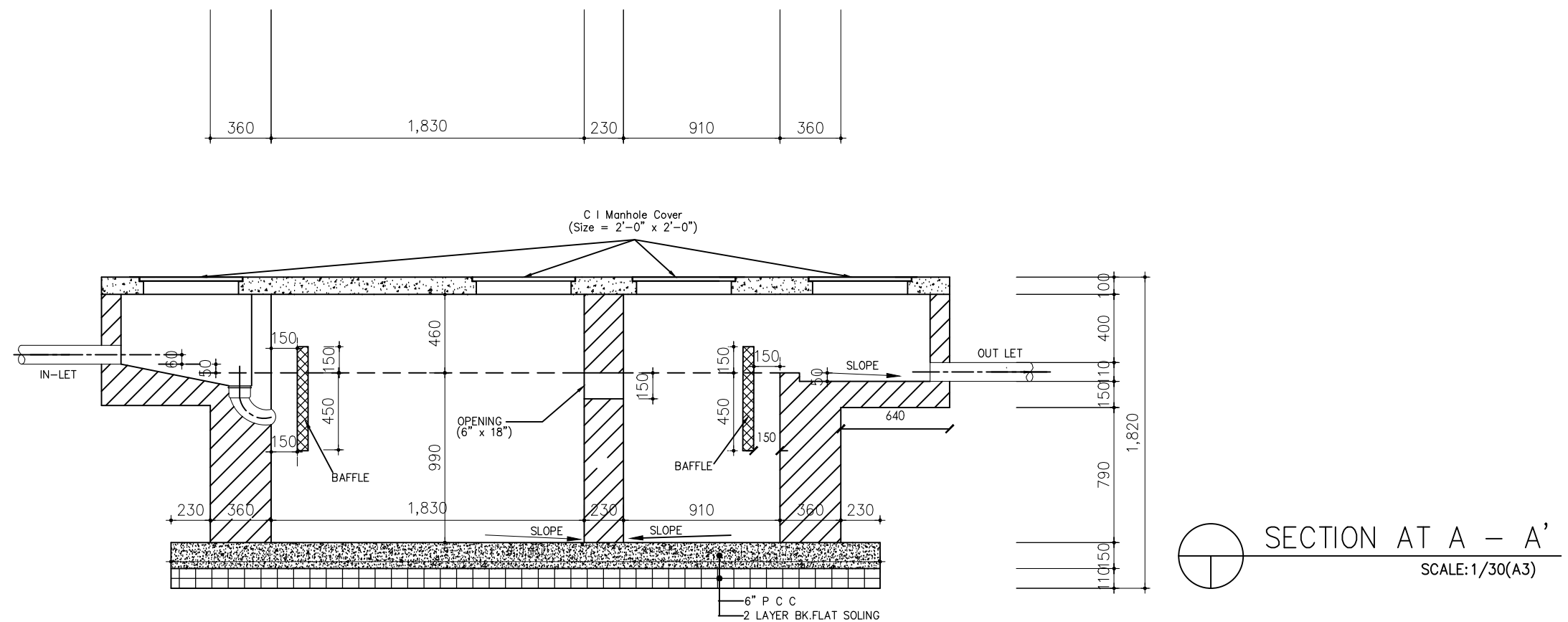
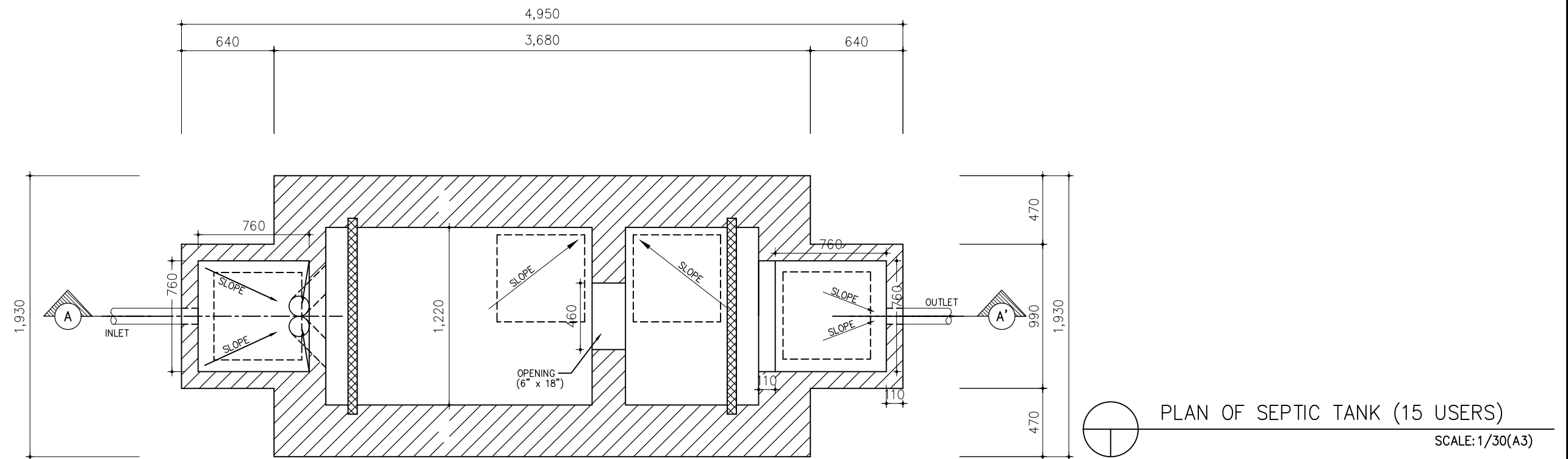
	NOTE
--	------

- When installing outdoor facilities, make sure to read the drawing(SITE PLAN), and obtain the supervisor 's approval at the site and consider the site conditions.

△			APPROVED BY	CHECKED BY
△			DESIGNED BY	DRAW BY
△			SCALE	DATE
△			1/10	2017.10
△			SHEET NO.	DRAWING NO.
△			017	A-017
NO DATE	DESCRIPTION	APPR.		



	DRAWING TITLE
7	BATTEY HOUSE DETAIL



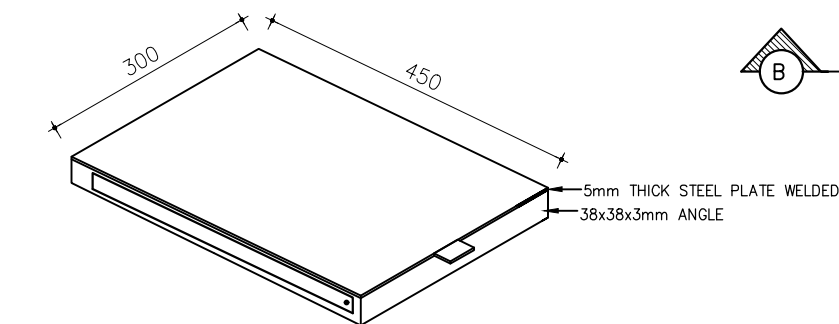
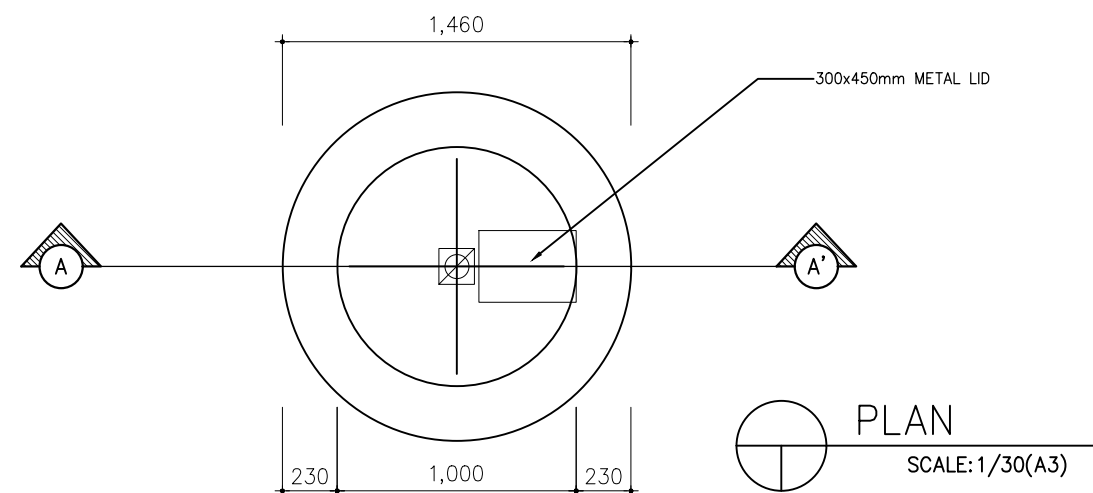
Nuwakot Health Post Project

NOTE		
- Make sure to obtain the approval of supervisor at the site before arranging the building.		
- When installing outdoor facilities, make sure to read the drawing(Site Plan), and obtain the supervisor 's approval at the site and consider the site conditions.		

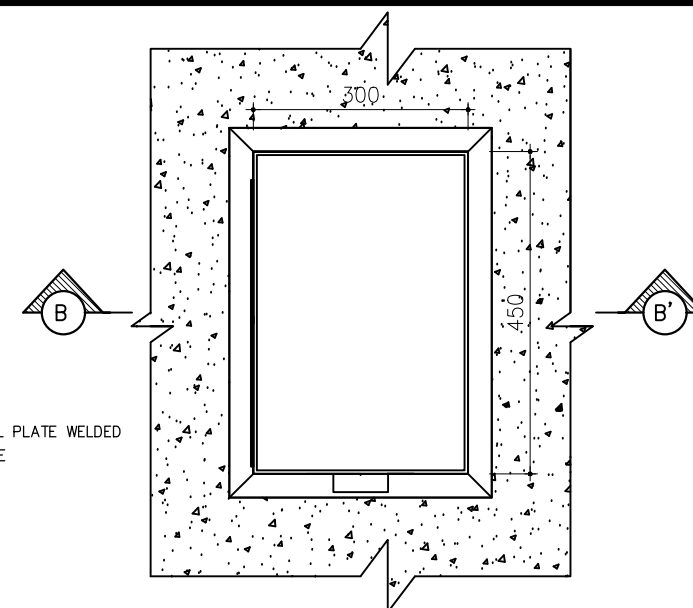
APPROVED BY	CHECKED BY
DESIGNED BY	DRAW BY
SCALE	DATE
1/30	2017.10
SHEET NO.	DRAWING NO.
018	A-018



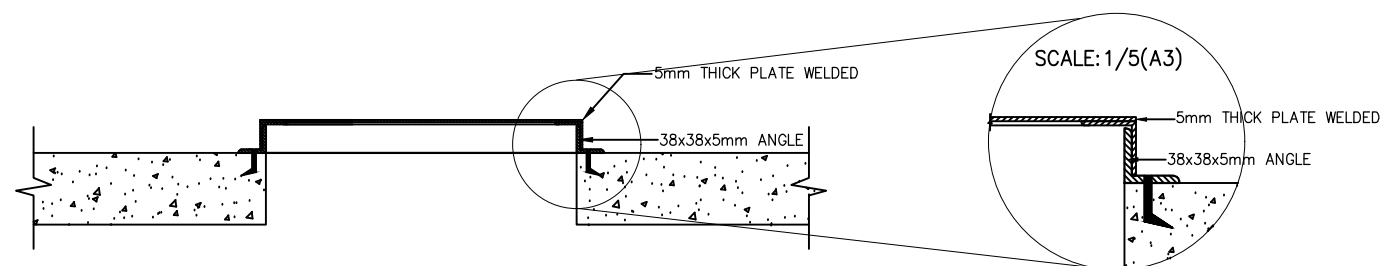
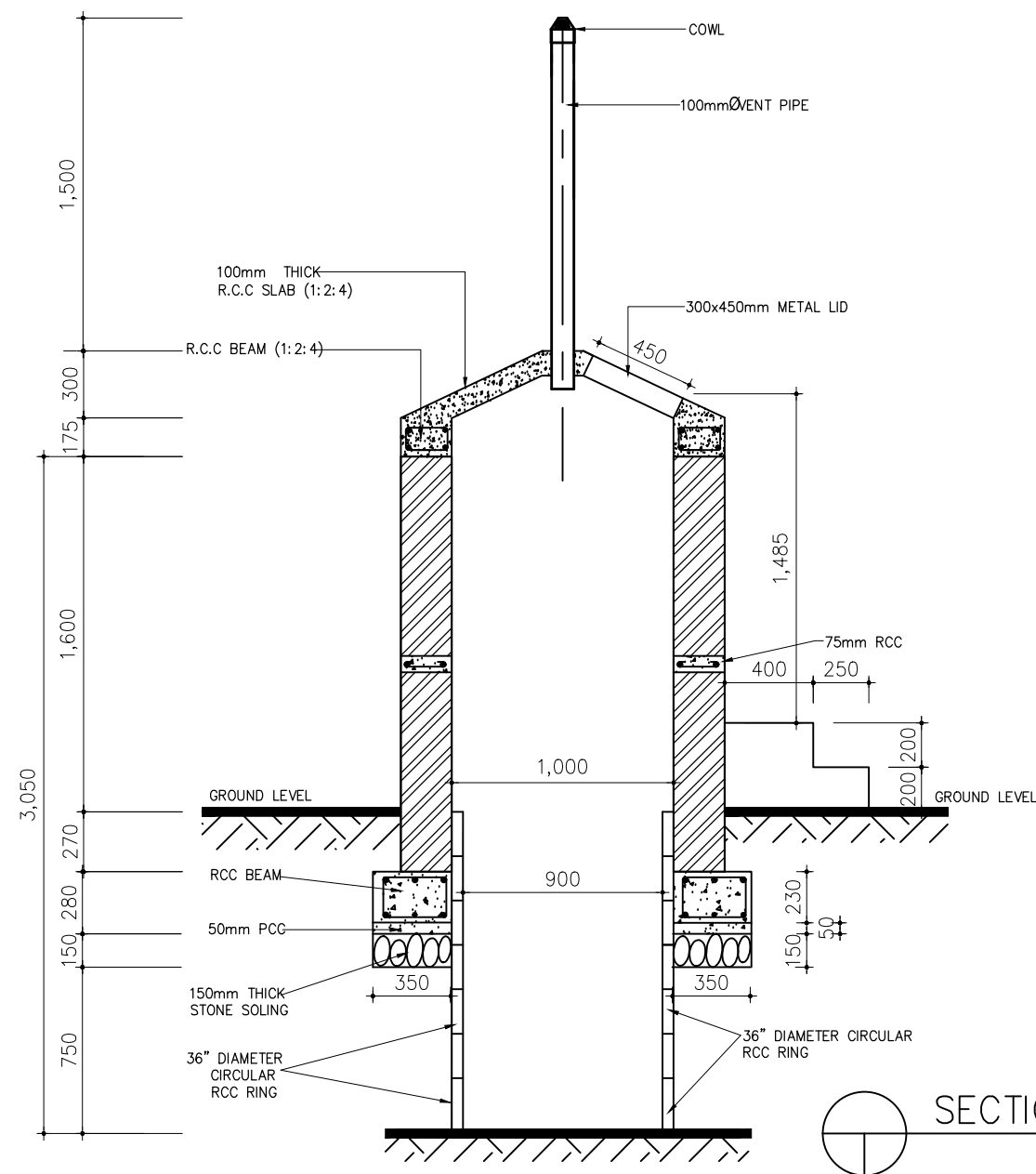
DRAWING TITLE  
PLAN OF SEPTIC TANK



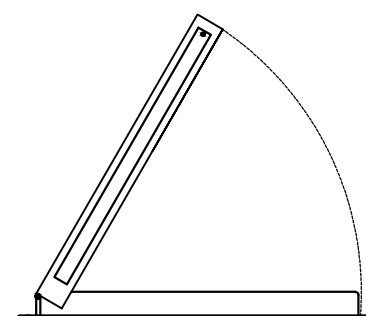
METAL LID OF PLACENTA PIT  
SCALE: 1/10(A3)



METAL LID PLAN  
SCALE: 1/10(A3)



SECTION AT B - B'  
SCALE: 1/10(A3)



OPENING OF METAL LID  
SCALE: 1/10(A3)

Nuwakot Health Post Project

NOTE

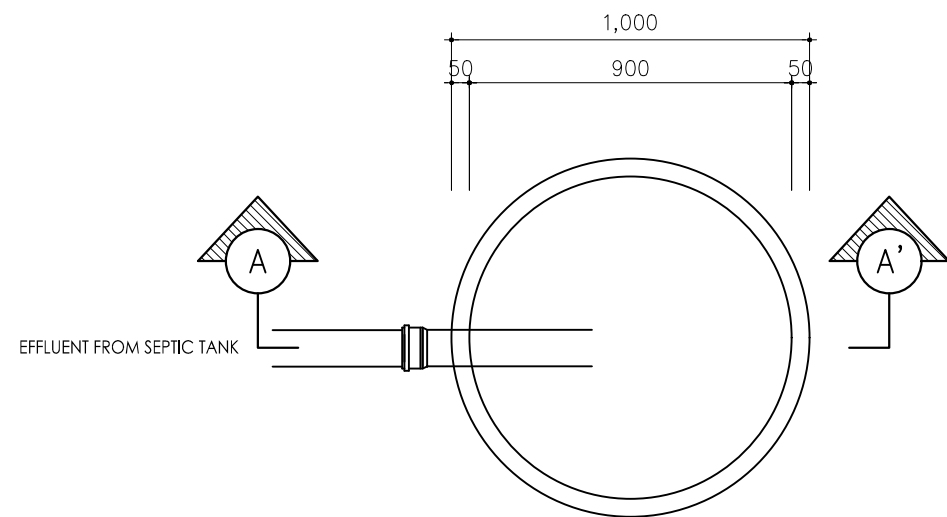
- Make sure to obtain the approval of supervisor at the site before arranging the building.
- When installing outdoor facilities, make sure to read the drawing(Site Plan), and obtain the supervisor's approval at the site and consider the site conditions.
- When installing facility pipelines that pass through walls, make sure to obtain the supervisor's approval at the site.

DATE	DESCRIPTION	APPR.

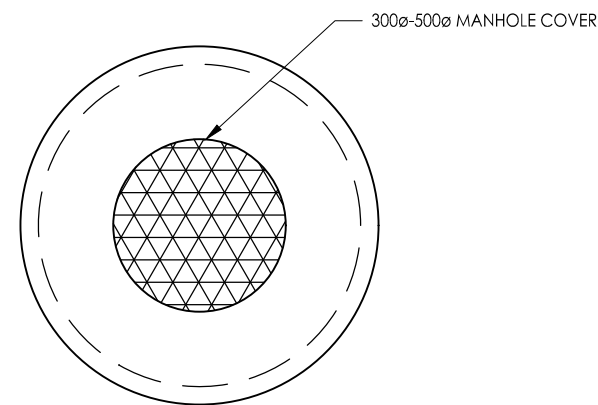
APPROVED BY	CHECKED BY
DESIGNED BY	DRAW BY
SCALE	DATE
1/30	2017.10
SHEET NO.	DRAWING NO.
019	A-019



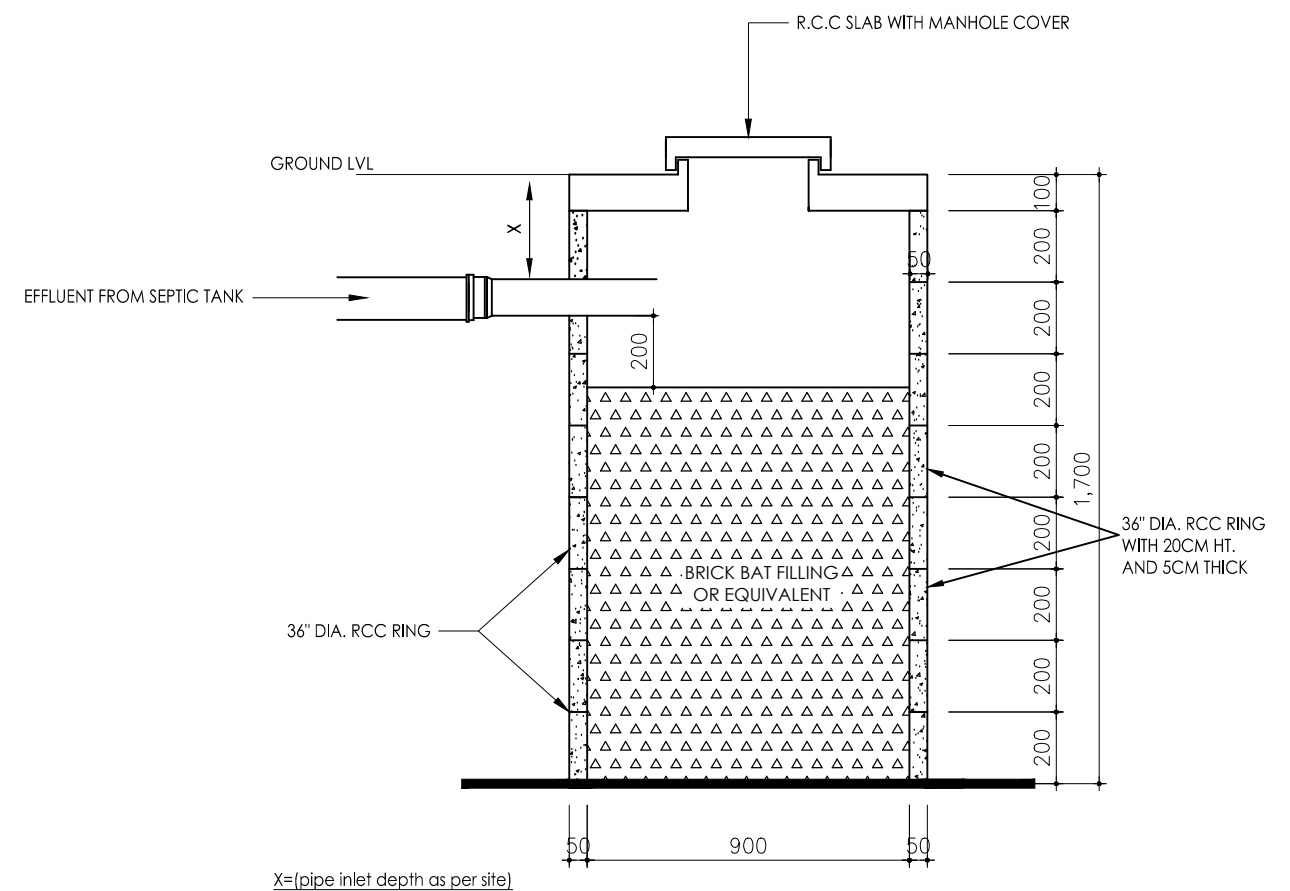
DRAWING TITLE  
PLAN OF PLACENTA PIT



SOAK PIT PLAN  
SCALE: 1/20(A3)



SOAK PIT COVER  
SCALE: 1/20(A3)



SECTION AT A-A'  
SCALE: 1/20(A3)

Nuwakot Health Post Project

NOTE

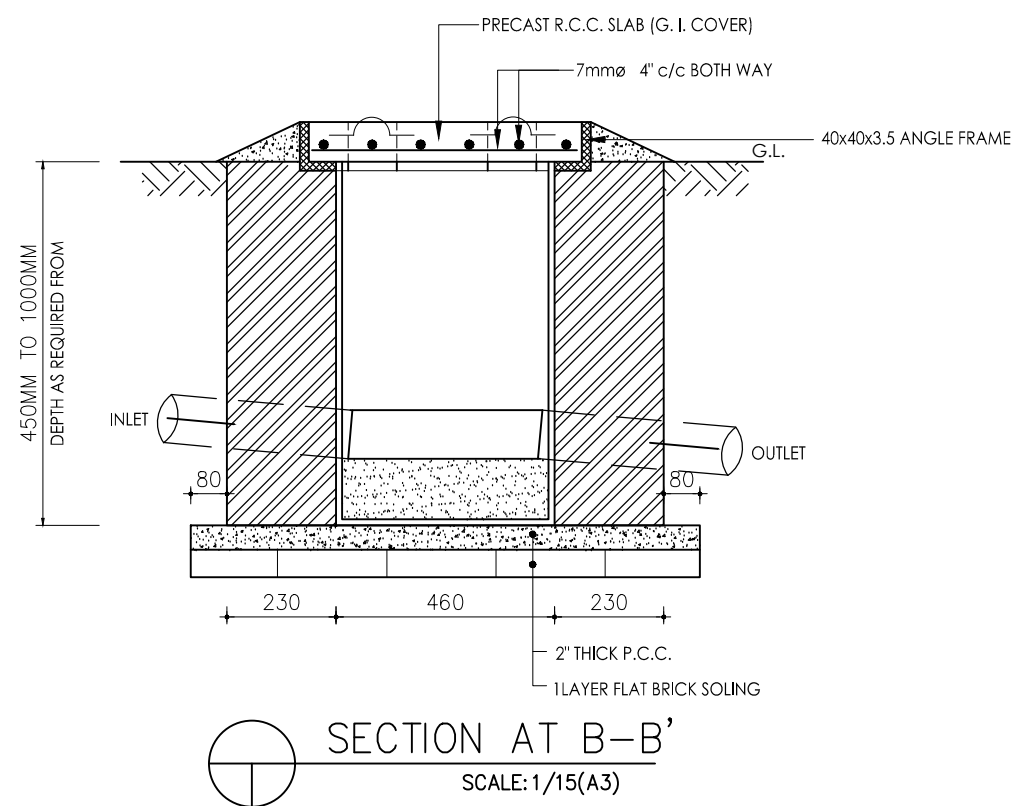
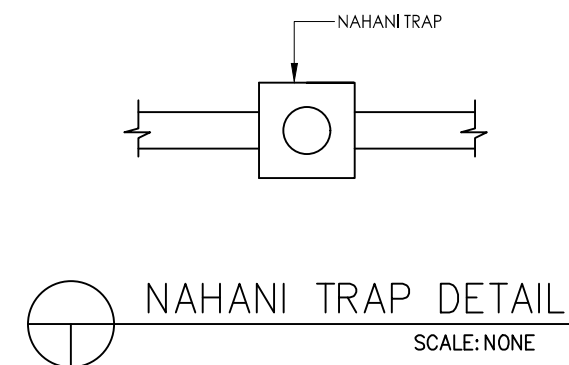
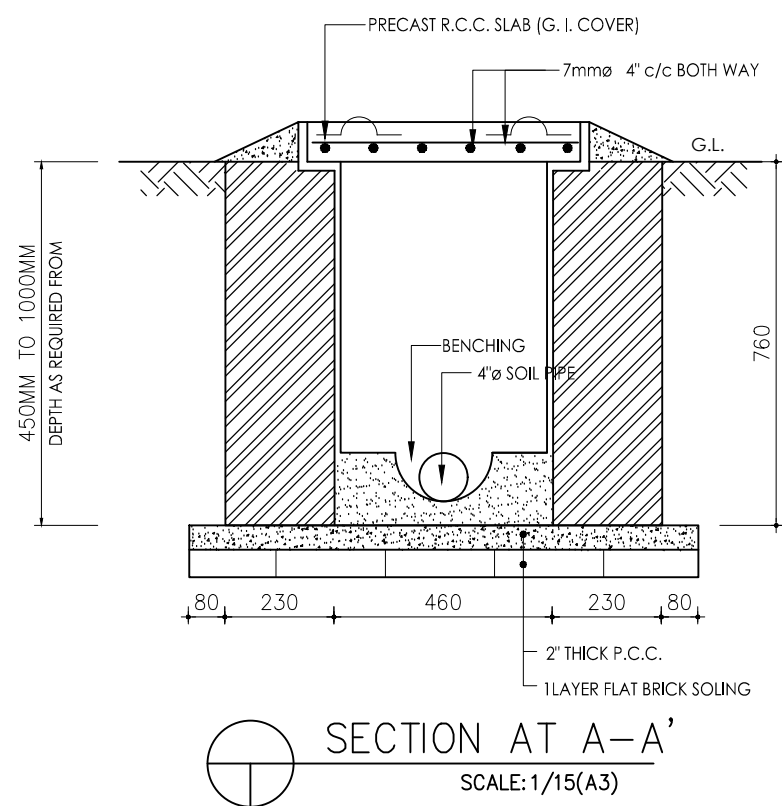
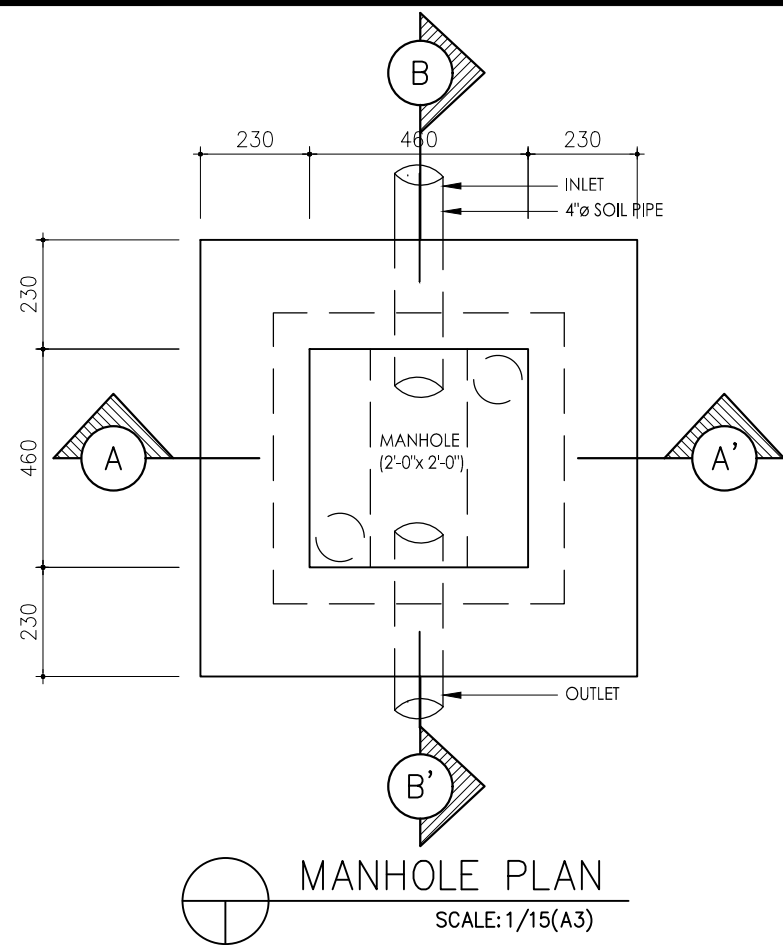
- Make sure to obtain the approval of supervisor at the site before arranging the building.
- When installing outdoor facilities, make sure to read the drawing(Site Plan), and obtain the supervisor 's approval at the site and consider the site conditions.
- When installing facility pipelines that pass through walls, make sure to obtain the supervisor's approval at the site.

DATE	DESCRIPTION	APPR.

APPROVED BY	CHECKED BY
DESIGNED BY	DRAW BY
SCALE	DATE
1/20	2017.10
SHEET NO.	DRAWING NO.
020	A-020



DRAWING TITLE  
PLAN OF SOAK PIT



Nuwakot Health Post Project

NOTE

- Make sure to obtain the approval of supervisor at the site before arranging the building.
- When installing outdoor facilities, make sure to read the drawing(Site Plan), and obtain the supervisor 's approval at the site and consider the site conditions.
- When installing facility pipelines that pass through walls, make sure to obtain the supervisor's approval at the site.

NO	DATE	DESCRIPTION	APPR.
1			
2			
3			
4			
5			
6			
7			
8			
9			
10			

APPROVED BY	CHECKED BY
DESIGNED BY	DRAW BY
SCALE	DATE
1/15	2017.10
SHEET NO.	DRAWING NO.
021	A-021



DRAWING TITLE  
PLAN OF MANHOLE







COLUMN TYPE	SIZE (mm)
C1	72X72X4.8
C2	72X72X4.0
C3	72X72X3.2

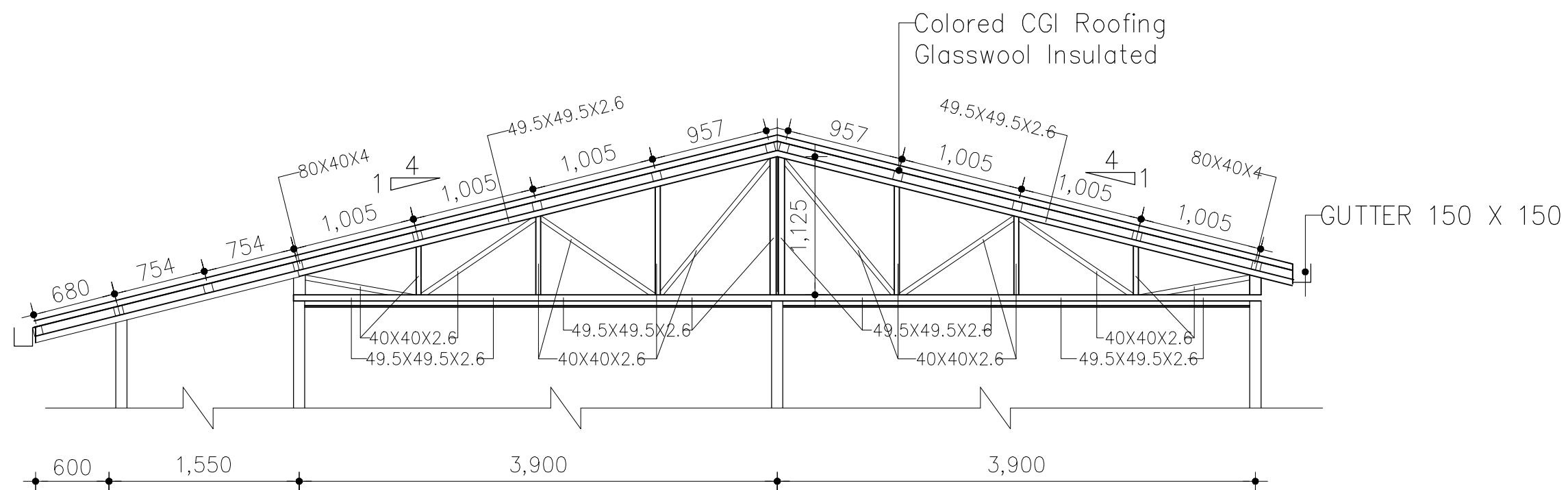
[illegible]

N	DATE	DESCRIPTION	AP

	APPROVED BY	CHECKED BY
	DESIGNED BY	DRAW BY
	SCALE	DATE
	1/100	2017.10
	SHEET NO.	DRAWING NO.
PR.	023	S-001



01	DRAWING TITLE TIE BEAM LAYOUT PLAN
----	---------------------------------------



DETAILS OF TRUSS

STRUCTURE	SIZE	REMARKS
COLUMNS	72X72X4.8mm	
COLUMNS	72X72X4.0mm	
COLUMNS	72X72X3.2mm	
RAFTER AND TIE OF TRUSS	49.5X49.5X2.6mm	
STRUT OF TRUSS	40X40X2.6mm	
PURLINS	80X40X4.0mm	
PURLINS AND ROOF JOIST	80X40X3.2mm	
WIND BRACING	16mm Dia Rod	

Nuwakot Health Post Project

NOTE


△		
△		
△		
△		
△		
△		
NO	DATE	DESCRIPTION

APPROVED BY	CHECKED BY
DESIGNED BY	DRAW BY
SCALE	DATE
1/100	2017.10
SHEET NO.	DRAWING NO.
024	S-002



DRAWING TITLE  
TRUSS DETAILS



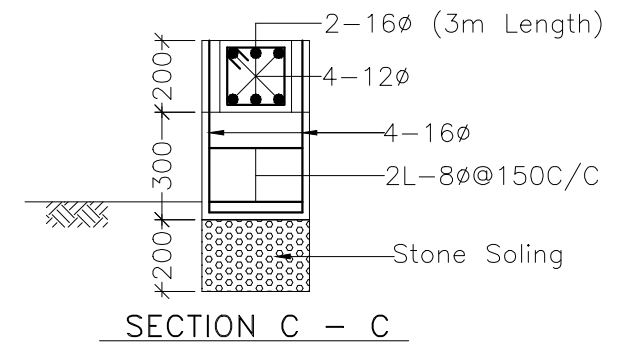
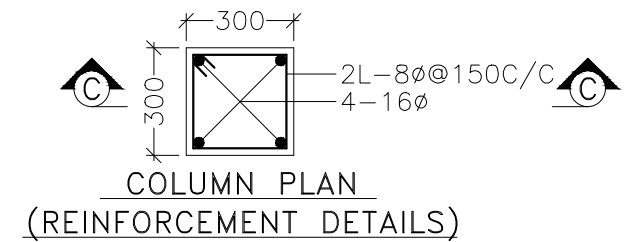
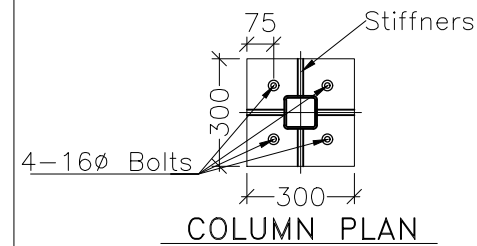
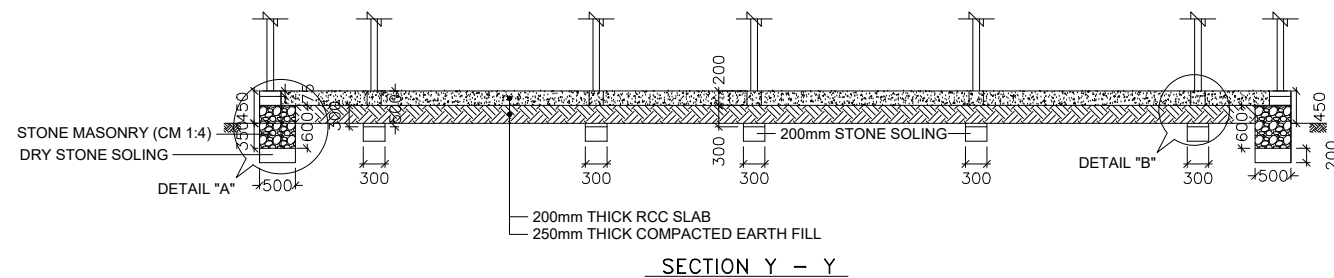
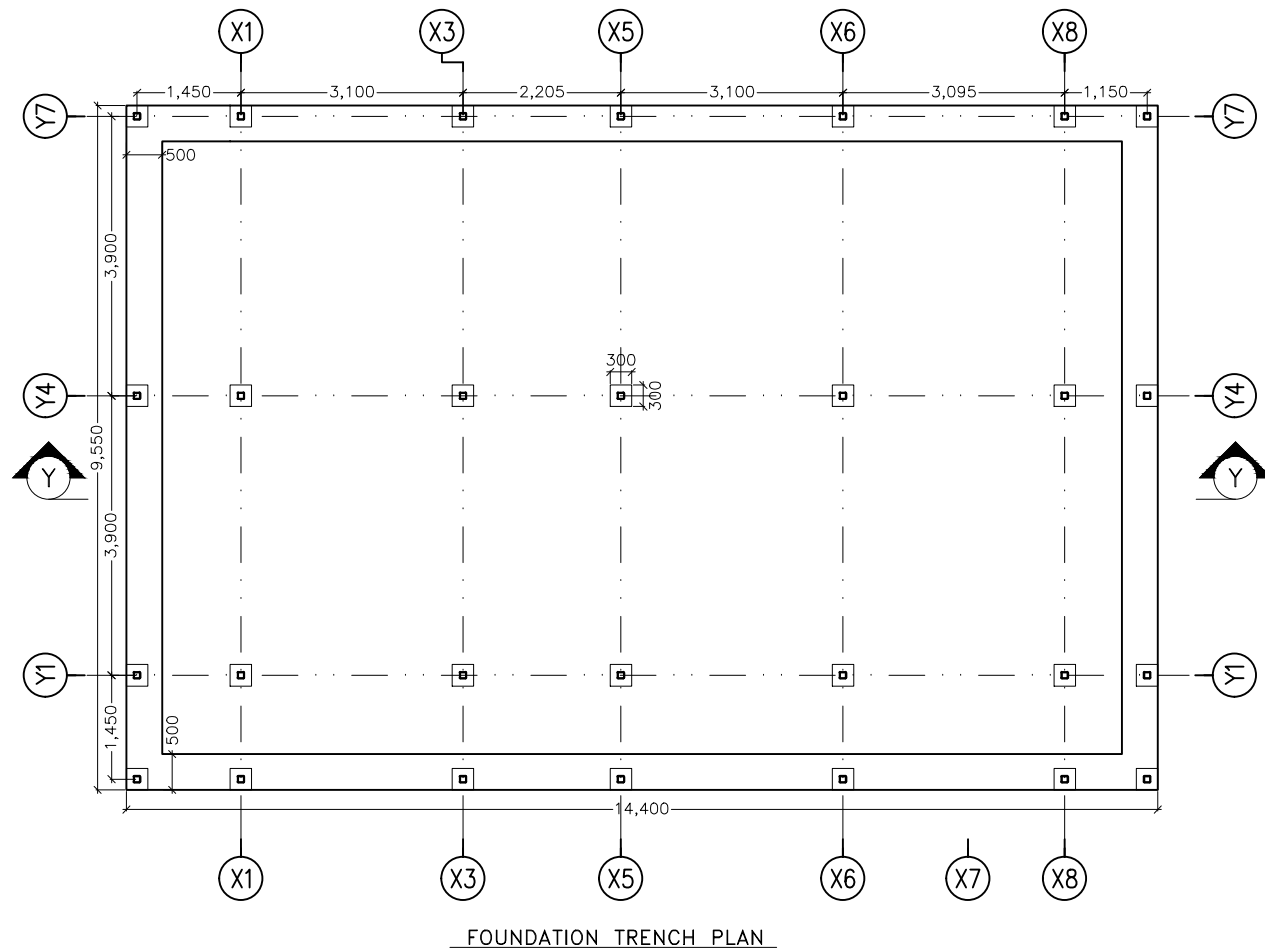
**NOTE**

△		
△		
△		
△		
△		
△		
△		
<b>NODATE</b>	<b>DESCRIPTION</b>	<b>APPR</b>

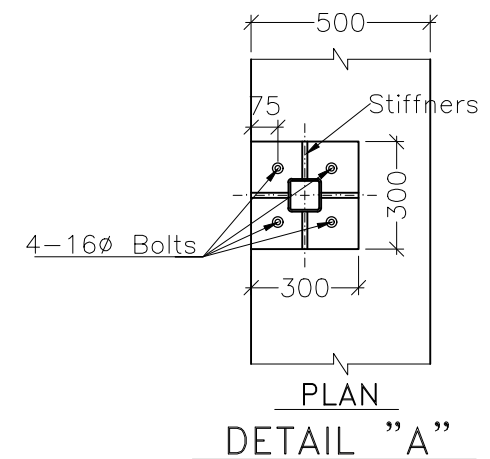
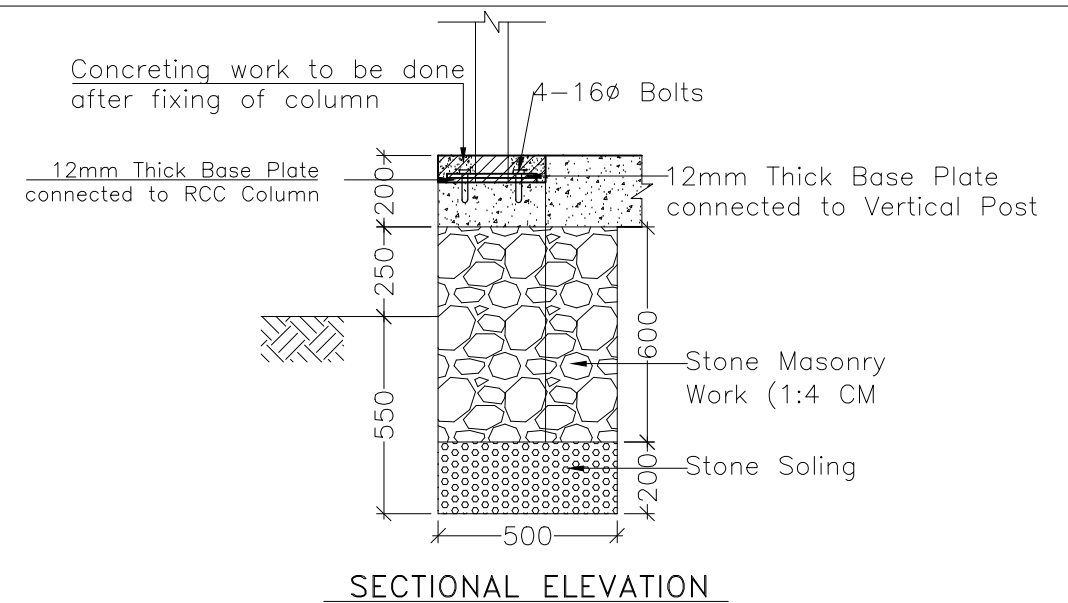
APPROVED BY	CHECKED BY
DESIGNED BY	DRAW BY
SCALE 1/100	DATE 2017.10
SHEET NO. 025	DRAWING NO. S-003



DRAWING TITLE	SLAB REINFORCEMENT
---------------	--------------------



DETAIL "B"



Nuwakot Health Post Project

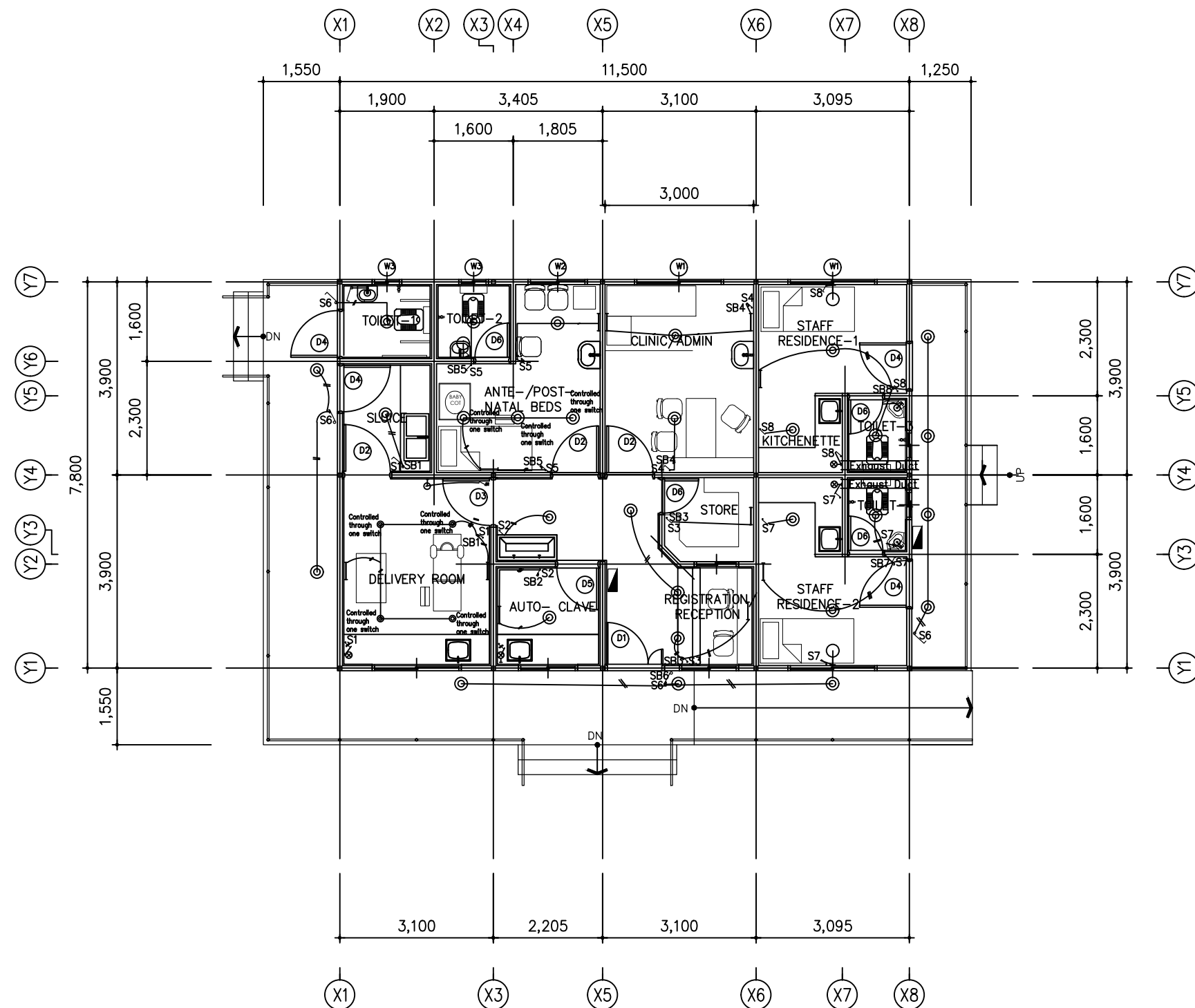
NOTE



APPROVED BY	CHECKED BY
DESIGNED BY	DRAW BY
SCALE	DATE
1/100	2017.10
SHEET NO.	DRAWING NO.
026	S-004



DRAWING TITLE  
FOUNDATION DETAILS



LEGEND	
	Fluorescent Light (40 W)
	LED light (10W)
	Wall Mounted Light 5 W
	Exhaust Fan
	Light Switch +5A socket
	15 A 3 pin socket with switch
	Switch
	Number of Switch
	n No. of Wire
	DB box
	Telephone connection
S= light switch P= Power socket SB= switch with backup supply	

CIRCUIT CLASSIFICATION FOR BACKUP SYSTEM	
WITH BACKUP	
SB1	
SB2	
SB3	
SB4	
SB5	
SB8	
SB10	
SB11	

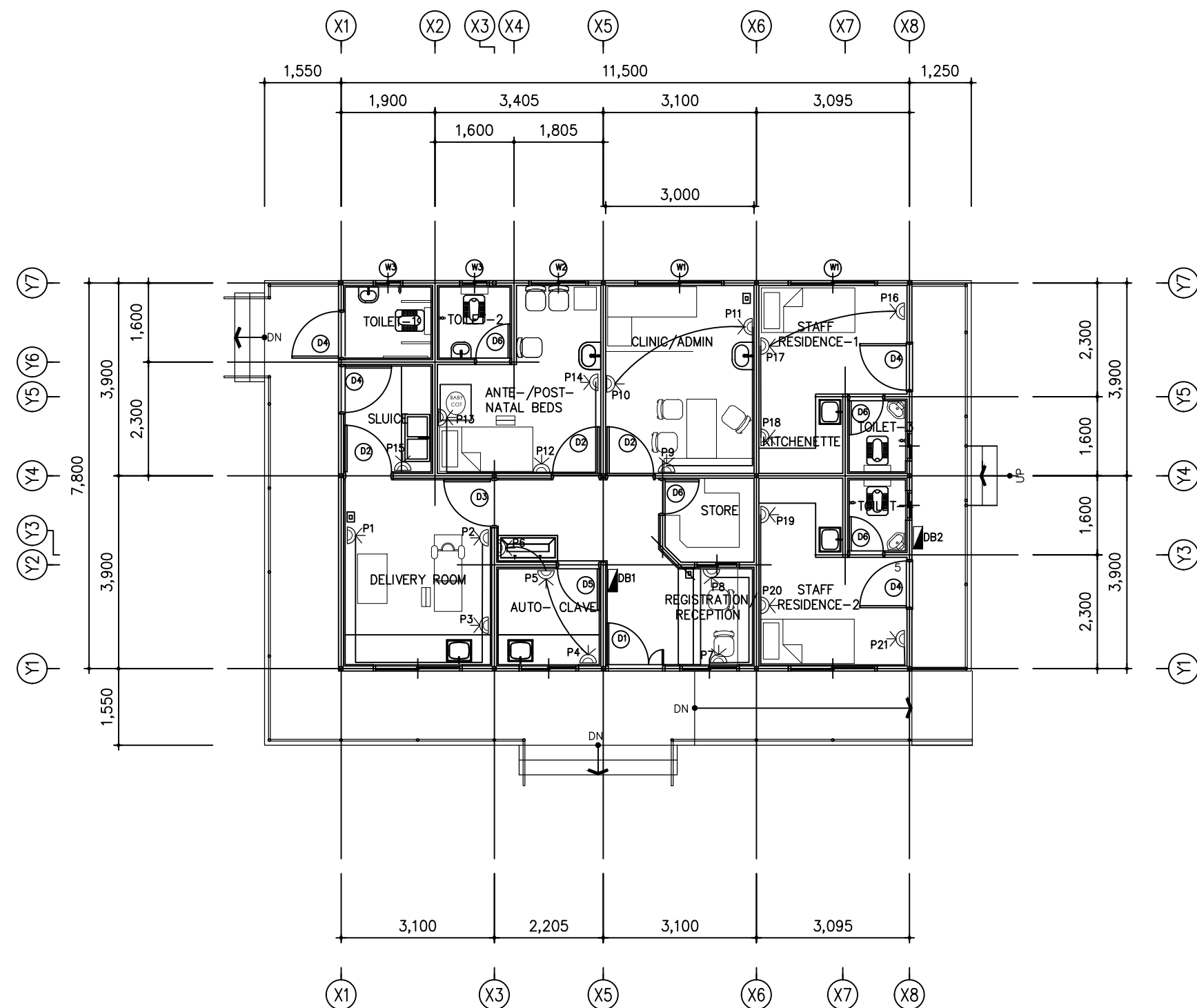
Nuwakot Health Post Project

NOTE		

APPROVED BY	CHECKED BY
DESIGNED BY	DRAW BY
SCALE	DATE
1/100	2017.10
SHEET NO.	DRAWING NO.
27	E-001



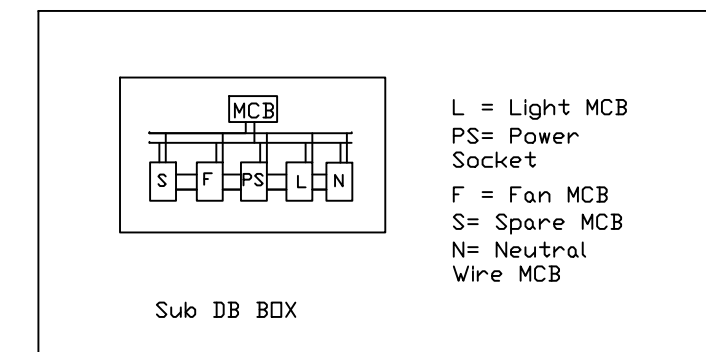
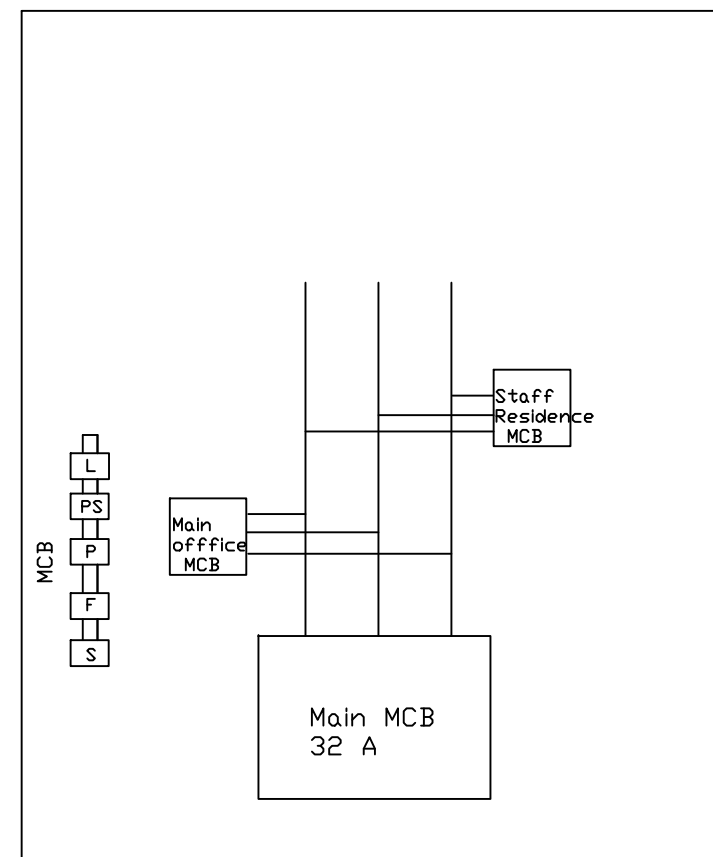
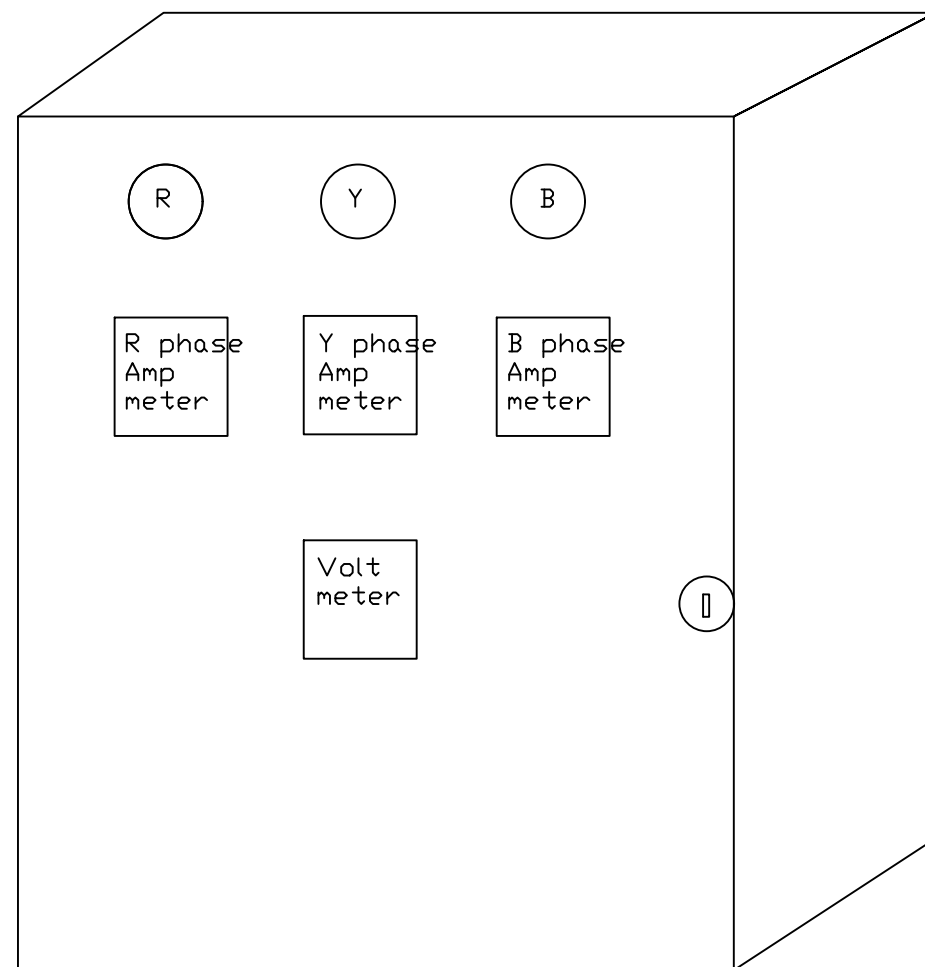
DRAWING TITLE  
LIGHTING PLAN



POWER SOCKET PLAN

LEGEND	
	Fluorescent Light (40 W)
	LED light (10W)
	Wall Mounted Light 5 W
	Exhaust Fan
	Light Switch +5A socket
	15 A 3 pin socket with switch
	Switch
	Number of Switch
	n No. of Wire
	DB box
	Telephone connection
S= light switch P= Power socket SB= switch with backup supply	

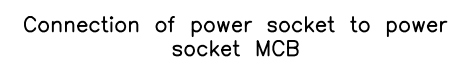
CIRCUIT CLASSIFICATION FOR BACKUP SYSTEM	
WITH BACKUP	
P2 P8	



L = Light MCB  
PS= Power  
Socket  
F = Fan MCB  
S= Spare MCB  
P = Passage  
MCB

Fig: Internal Wiring of Main Control Panel






Pr1	P1	P2	P3	P15
Pr2	P4	P5	P6	Pr
Pr3	P7	P8		
Pr4	P9	P10	P11	
Pr5	P12	P13	P14	
Pr6	P16	P17	P18	
Pr7	P19	P20	P21	

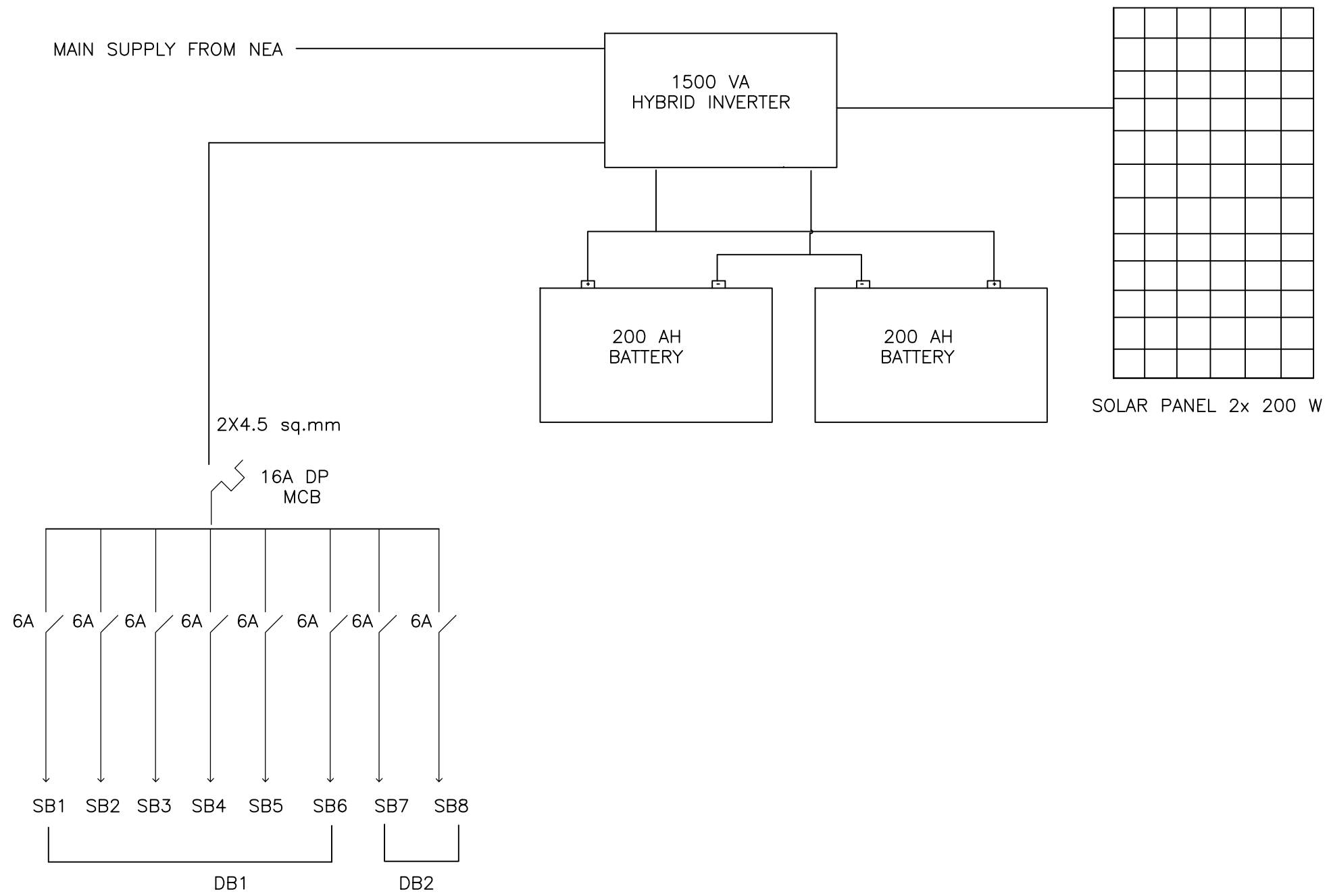
## DISTRIBUTION PANEL WIRING DIAGRAM

**NOTE**

<input type="checkbox"/>			APPROVED BY	CHECKED BY	
<input type="checkbox"/>			DESIGNED BY	DRAW BY	
<input type="checkbox"/>			SCALE	DATE	
<input type="checkbox"/>			1/100	2017.10	
<input type="checkbox"/>			SHEET NO.	DRAWING NO.	
<input type="checkbox"/>			030	E-004	
NO	DATE	DESCRIPTION	APPR.	DRAWING TITLE DIST. PANEL WIRING DIAGRAM	



4	DRAWING TITLE
	DIST. PANEL WIRING DIAGRAM



BACKUP SYSTEM

Nuwakot Health Post Project

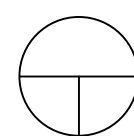
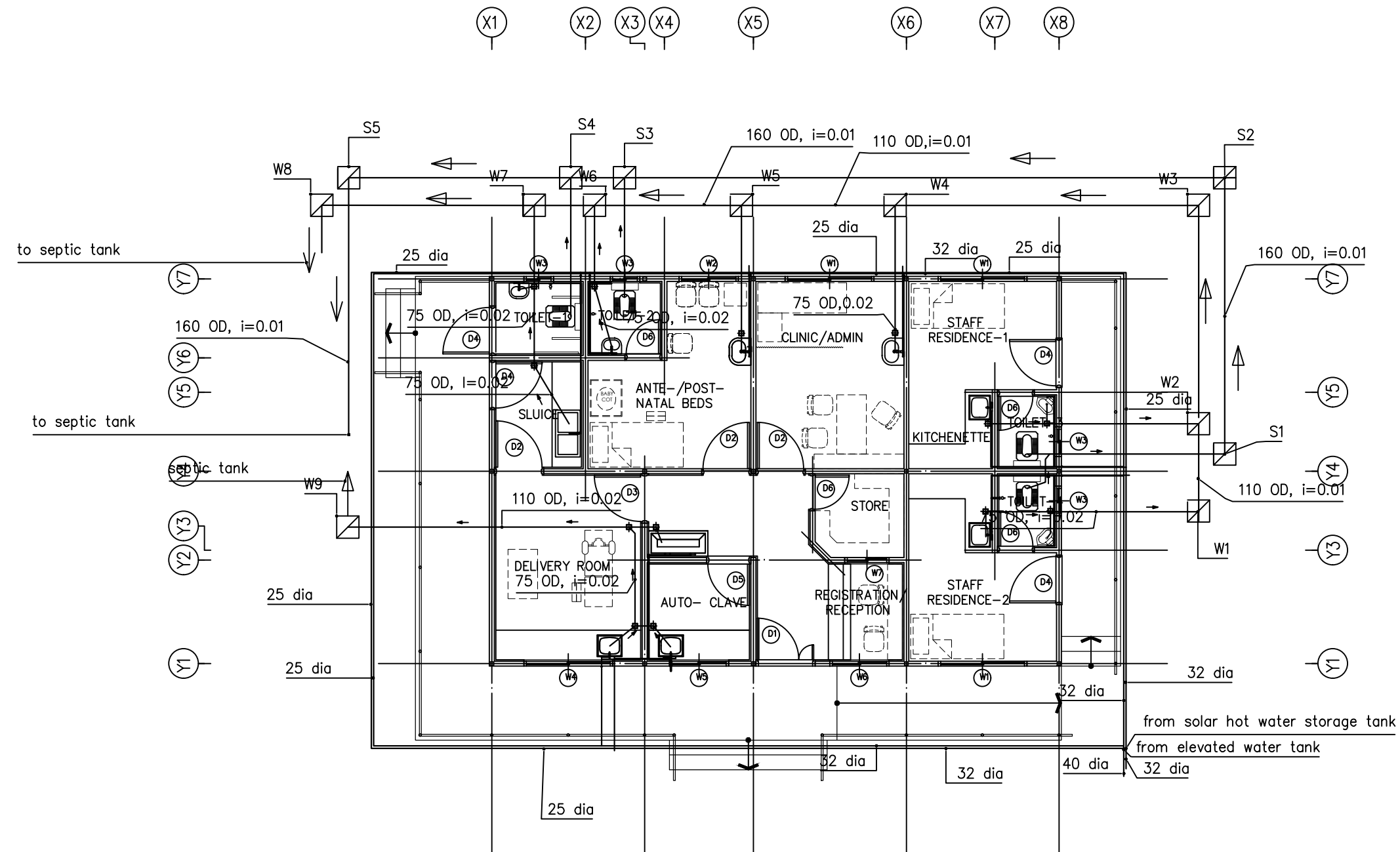
NOTE


△		
△		
△		
△		
△		
△		
NO	DATE	DESCRIPTION

APPROVED BY	CHECKED BY
DESIGNED BY	DRAW BY
SCALE	DATE
1/100	2017.10
SHEET NO.	DRAWING NO.
31	E-005



DRAWING TITLE  
BACKUP SYSTEM



## SANITARY DETAILS

HEALTH POST CENTER – NUWAKOT

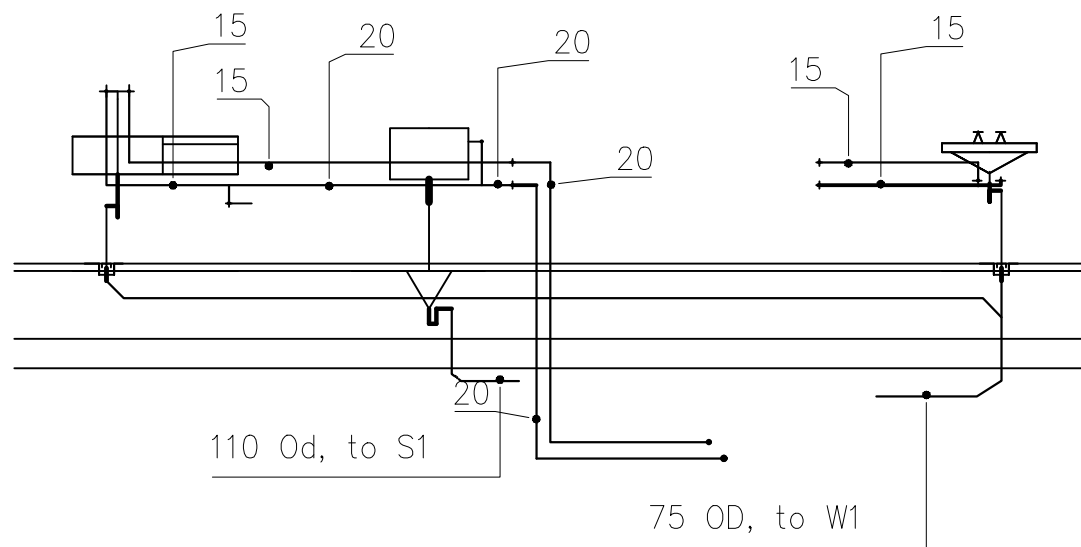
NOTE


APPROVED BY	CHECKED BY
DESIGNED BY	DRAW BY
SCALE	DATE
1/100	2017.10
SHEET NO.	DRAWING NO.
032	SA-001

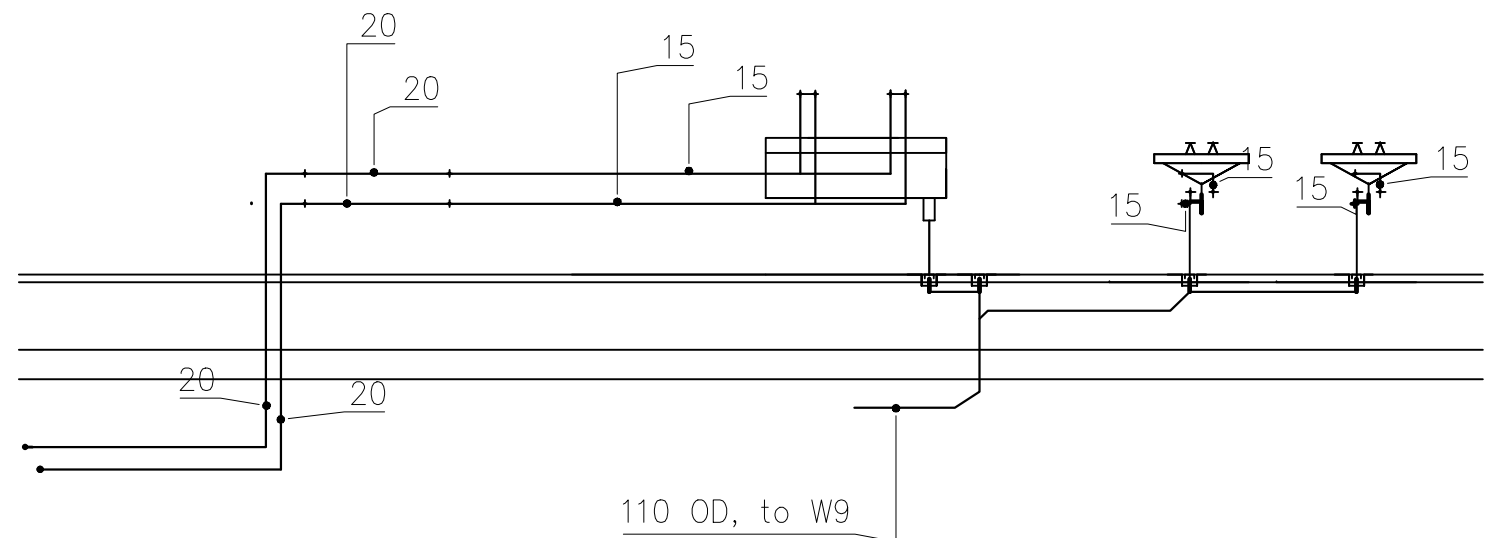


DRAWING TITLE  
SANITARY DETAILS





TOILET - 4



DELIVERY ROOM

Schematic drawing of pipeline  
all dimension are in mm,

HEALTH POST CENTER - NUWAKOT

NOTE


APPROVED BY	CHECKED BY
DESIGNED BY	DRAW BY
SCALE	DATE
1/50	2017.10
SHEET NO.	DRAWING NO.
034	SA-003



DRAWING TITLE  
Waste and soil manhole